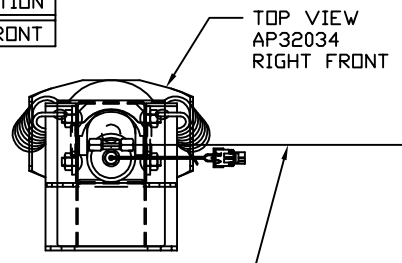
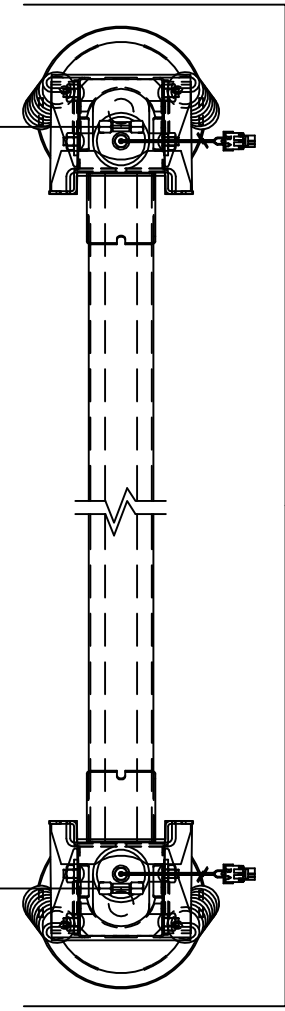


ORIENTATION
← FRONT



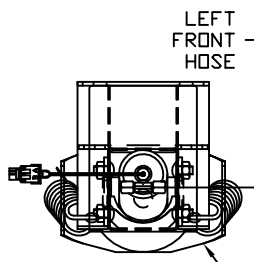
RIGHT FRONT HOSE



RIGHT REAR HOSE

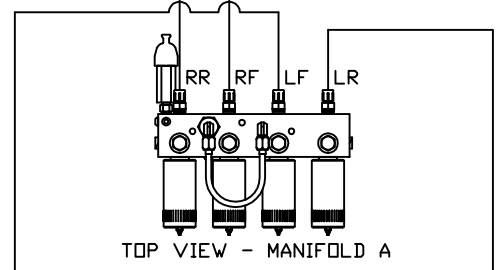
TOP VIEW AP31982 REAR JACKS

NOTE: CROSS TIE REQUIRED FOR FRONT JACKS

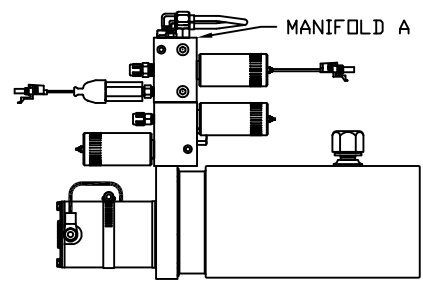


LEFT FRONT HOSE

TOP VIEW AP32034 LEFT FRONT



TOP VIEW - MANIFOLD A



SIDE VIEW OF PUMP/MANIFOLD-AP32359

LEFT REAR HOSE

** 2005 PRODUCTION MODEL

MODEL	HOSE KIT	LF HOSE	RF HOSE	RR HOSE	LR HOSE
**G38G	AP32130	AP4073	AP7832	AP2464	AP4064
G33V	AP32708	AP4073	AP7832	AP4904	AP4729
G35U	AP32708	AP4073	AP7832	AP4904	AP4729

LEVELING SYSTEM: AP32506

NO.	DATE	REVISION

HWH I-80 EXIT 267 SOUTH
RT 1 MOSCOW, IOWA 52760
SCALE 1:6 DATE 21APR05 DRAWN BY .

HYD CONN DIAGRAM

THE INFORMATION DISCLOSED ON THIS DRAWING IS CONFIDENTIAL AND MUST NOT BE DISCLOSED OR USED IN ANY MANNER WHICH WILL BE DETRIMENTAL TO THE HWH CORPORATION

WINNEBAGO DRAWING NUMBER MP69377 A/B

ORIENTATION
 ← FRONT

MODEL	HOSE A	HOSE B	HOSES C	HOSES D	SYNC CYL	LH ROOM EXT	RH ROOM EXT	HOSE E	HOSE F	ROOM 2	SINGLE CYL EXT
**G38G	AP4665	AP5616	AP24649	AP4906	AP17966	AP27505	AP27505	AP5561	AP8985	AP23412	AP23909
G33V	AP4665	AP5616	AP24649	AP4906	AP17966	*AP33810	AP27505	AP5561	AP8985	AP23412	AP23909
G35U	AP4665	AP5616	AP24649	AP4906	AP17966	AP27505	AP27505	AP5561	AP8985	AP16691	AP19079

** 2005 PRODUCTION MODEL

* AP27505 USED IN 2005

NOTE: HOSES C MUST BE HIGH PRESSURE HOSES OF EQUAL LENGTH AND DIAMETER

NOTE: HOSES D MUST BE EQUAL LENGTH AND DIAMETER

