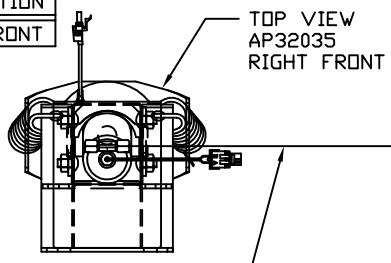
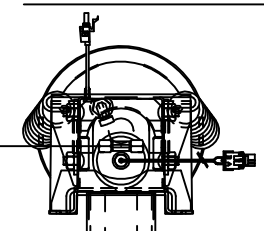


ORIENTATION  
← FRONT

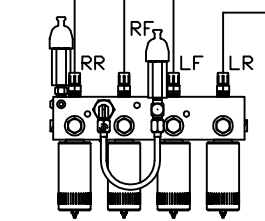


RIGHT  
FRONT  
HOSE

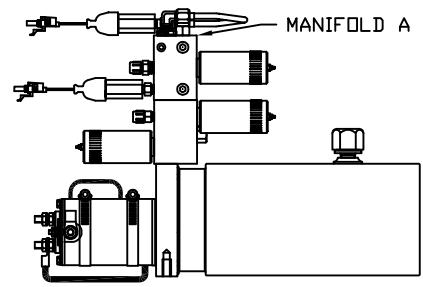


RIGHT  
REAR  
HOSE

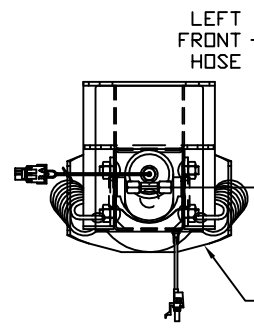
NOTE: CROSS TIE REQUIRED  
FOR FRONT JACKS



TOP VIEW - MANIFOLD A

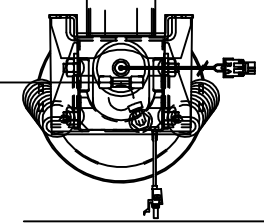


SIDE VIEW OF PUMP/MANIFOLD-AP34350



LEFT  
FRONT  
HOSE

TOP VIEW  
AP32035  
LEFT FRONT



LEFT  
REAR  
HOSE

TOP VIEW  
AP31983  
REAR JACKS

| MODEL | HOSE KIT | LF HOSE | RF HOSE | RR HOSE | LR HOSE |
|-------|----------|---------|---------|---------|---------|
| G33V  | AP32708  | AP4073  | AP7832  | AP4904  | AP4729  |
| G35U  | AP32708  | AP4073  | AP7832  | AP4904  | AP4729  |

LEVELING SYSTEM: AP34313

| NO. | DATE | REVISION |
|-----|------|----------|
|     |      |          |
|     |      |          |
|     |      |          |

HWH I-80 EXIT 267 SOUTH  
RT 1 MOSCOW, IOWA 52760

SCALE 1:6 DATE 21APR05 DRAWN BY .

HYD CONN DIAGRAM

THE INFORMATION DISCLOSED ON THIS DRAWING IS CONFIDENTIAL AND MUST NOT BE DISCLOSED OR USED IN ANY MANNER WHICH WILL BE DETRIMENTAL TO THE HWH CORPORATION

WINNEBAGO DRAWING NUMBER MP69378 A/B

ORIENTATION  
 ← FRONT

| MODEL | HOSE A | HOSE B | HOSES C | HOSES D | SYNC CYL | LH ROOM EXT | RH ROOM EXT | HOSE E | HOSE F | ROOM 2  | SINGLE CYL EXT |
|-------|--------|--------|---------|---------|----------|-------------|-------------|--------|--------|---------|----------------|
| G33V  | AP4665 | AP5616 | AP24649 | AP4906  | AP17966  | AP33810     | AP27505     | AP5561 | AP8985 | AP23412 | AP23909        |
| G35U  | AP4665 | AP5616 | AP24649 | AP4906  | AP17966  | AP27505     | AP27505     | AP5561 | AP8985 | AP16691 | AP19079        |

NOTE: HOSES C MUST BE HIGH PRESSURE HOSES OF EQUAL LENGTH AND DIAMETER

NOTE: HOSES D MUST BE EQUAL LENGTH AND DIAMETER

