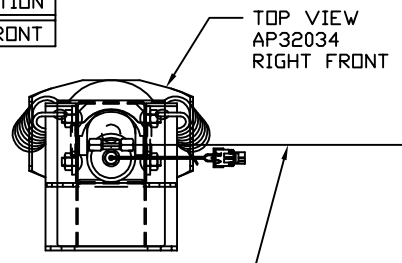
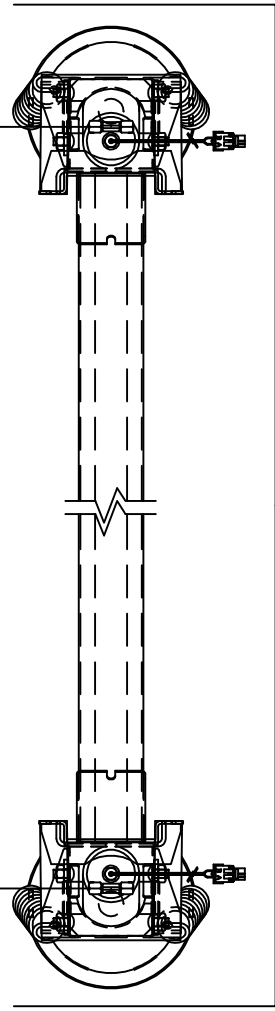


ORIENTATION  
← FRONT



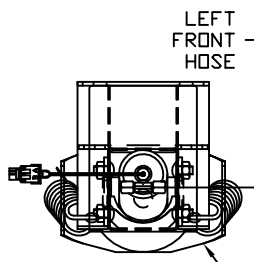
RIGHT FRONT HOSE



RIGHT REAR HOSE

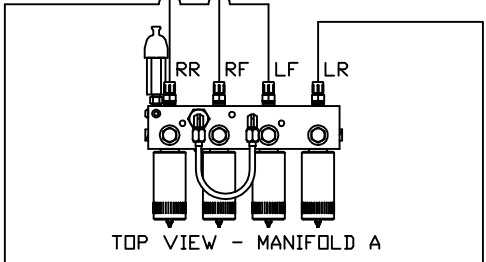
TOP VIEW AP31982 REAR JACKS

NOTE: CROSS TIE REQUIRED FOR FRONT JACKS

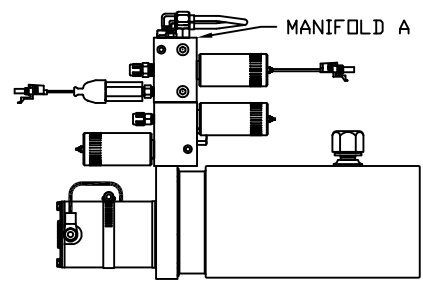


LEFT FRONT HOSE

TOP VIEW AP32034 LEFT FRONT



TOP VIEW - MANIFOLD A



SIDE VIEW OF PUMP/MANIFOLD-AP32358

LEFT REAR HOSE

MODEL	HOSE KIT	LF HOSE	RF HOSE	RR HOSE	LR HOSE
G35S	AP32708	AP4073	AP7832	AP4904	AP4729
G38S	AP32130	AP4073	AP7832	AP2464	AP4064

LEVELING SYSTEM: AP33325

NO.	DATE	REVISION

HWH I-80 EXIT 267 SOUTH  
RT 1 MOSCOW, IOWA 52760  
SCALE 1:6 DATE 11MAY05 DRAWN BY .

HYD CONN DIAGRAM

THE INFORMATION DISCLOSED ON THIS DRAWING IS CONFIDENTIAL AND MUST NOT BE DISCLOSED OR USED IN ANY MANNER WHICH WILL BE DETRIMENTAL TO THE HWH CORPORATION

WINNEBAGO DRAWING NUMBER MP69398 A/B

ORIENTATION  
 ← FRONT

MODEL	HOSE A	HOSE B	HOSES C	HOSES D
G35S	AP4665	AP5616	AP24649	AP4906
G38S	AP4665	AP5616	AP24649	AP4906

NOTE: HOSES C MUST BE HIGH PRESSURE HOSES OF EQUAL LENGTH AND DIAMETER

NOTE: HOSES D MUST BE EQUAL LENGTH AND DIAMETER

