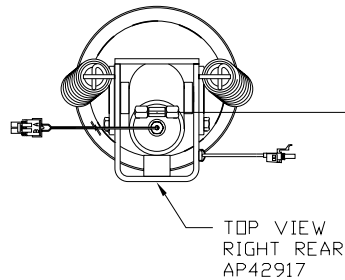
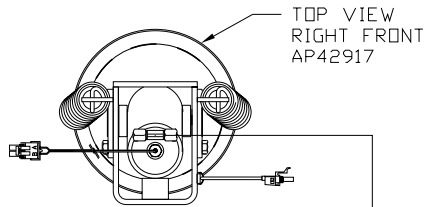


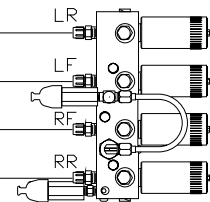
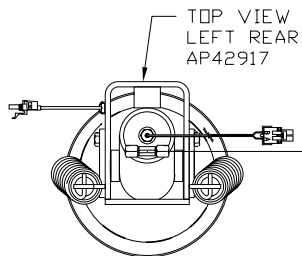
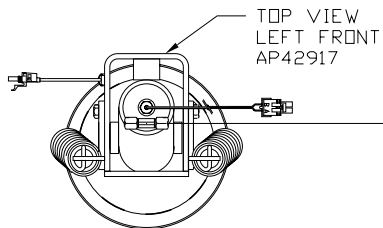
ORIENTATION

← FRONT

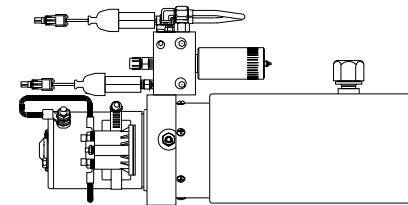


- Ⓐ AP4728 HOSE ASSY .25" x 54"
- Ⓑ AP2445 HOSE ASSY .25" x 90"
- Ⓒ AP5924 HOSE ASSY .25" x 228"
- Ⓓ AP5562 HOSE ASSY .25" x 276"

NOTE: CROSS TIES REQUIRED
FOR FRONT AND REAR JACKS



TOP VIEW-MANIFOLD



SIDE VIEW PUMP/MANIFOLD-AP32350

LOCATION AND ORIENTATION OF
PUMP/MANIFOLD ASSEMBLY WILL
DIFFER DEPENDING UPON O.E.M.

NOTE: INSTALLATION MUST CONFORM TO GOOD SHOP PRACTICES, SAE
STANDARDS, RVIA STANDARDS, AND OTHER APPLICABLE STANDARDS.

LEVELING SYSTEM: AP43982

| | | |
|-----|------|----------|
| | | |
| | | |
| | | |
| | | |
| NO. | DATE | REVISION |

THE INFORMATION DISCLOSED ON THIS DRAWING IS CONFIDENTIAL AND MUST NOT BE DISCLOSED OR USED IN ANY MANNER WHICH WILL BE DETRIMENTAL TO THE HWH CORPORATION

HWH I-80 EXIT 267 SOUTH
RT 1 MOSCOW, IOWA 52760

SCALE 1:6 DATE 22DEC08 DRAWN BY .

HYD CONN DIAGRAM

GERLING

DRAWING NUMBER
MP70095