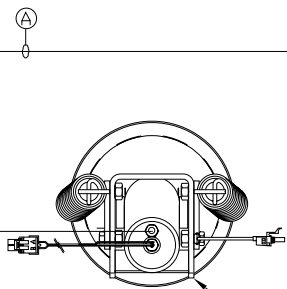
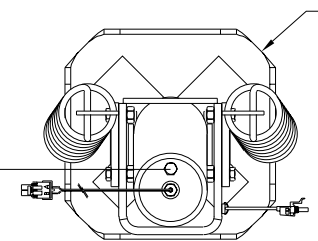


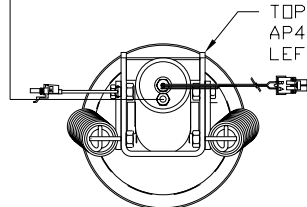
ORIENTATION
← FRONT



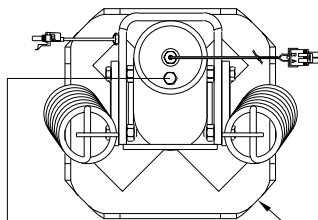
TOP VIEW
AP43876
RIGHT FRONT



TOP VIEW
AP38147
RIGHT REAR



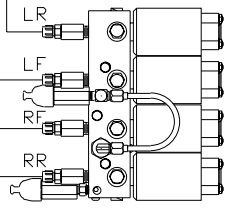
TOP VIEW
AP43876
LEFT FRONT



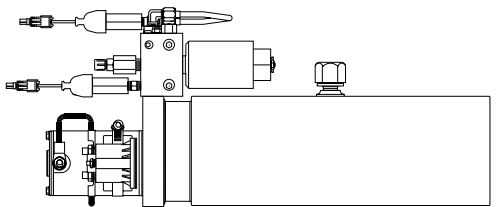
TOP VIEW
AP38147
LEFT REAR

- Ⓐ .25" ID HOSE
- Ⓑ .25" ID HOSE
- Ⓒ .25" ID HOSE
- Ⓓ .25" ID HOSE

NOTE: CROSS TIES REQUIRED FOR FRONT AND REAR JACKS



TOP VIEW-MANIFOLD



SIDE VIEW PUMP/MANIFOLD-AP33020

LOCATION AND ORIENTATION OF PUMP/MANIFOLD ASSEMBLY WILL DIFFER DEPENDING UPON O.E.M.

NOTE: INSTALLATION MUST CONFORM TO GOOD SHOP PRACTICES, SAE STANDARDS, RVIA STANDARDS, AND OTHER APPLICABLE STANDARDS.

LEVELING SYSTEM: AP45632

		HWH		I-80 EXIT 267 SOUTH RT 1 MOSCOW, IOWA 52760	
		SCALE 1:6	DATE 16DEC09	DRAWN BY .	
		HYD CONN DIAGRAM			
		GERLING		DRAWING NUMBER MP70208	
NO.	DATE	REVISION			
THE INFORMATION DISCLOSED ON THIS DRAWING IS CONFIDENTIAL AND MUST NOT BE DISCLOSED OR USED IN ANY MANNER WHICH WILL BE DETRIMENTAL TO THE HWH CORPORATION					