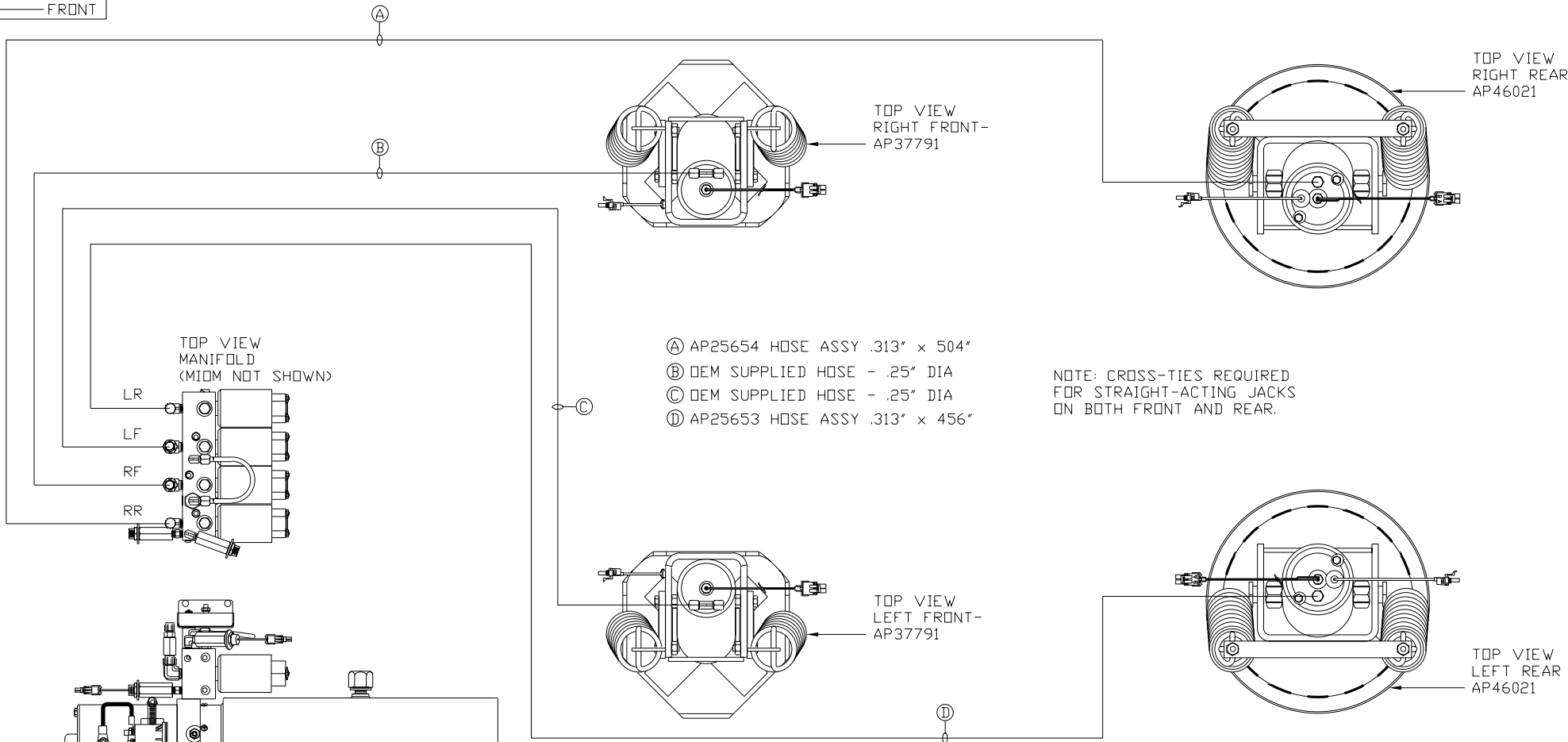
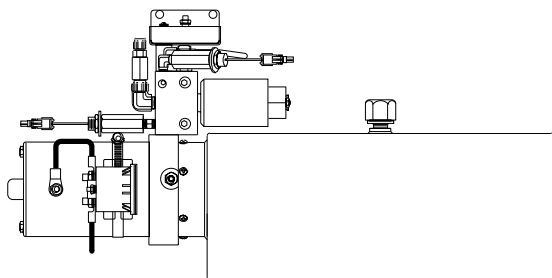
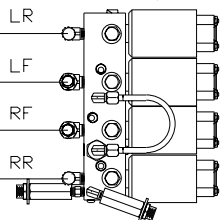


ORIENTATION

← FRONT



TOP VIEW  
MANIFOLD  
(MIDM NOT SHOWN)



SIDE VIEW PUMP/MANIFOLD-AP48040

LOCATION AND ORIENTATION OF  
PUMP/MANIFOLD ASSEMBLY WILL  
DIFFER DEPENDING UPON D.E.M.

TOP VIEW  
RIGHT FRONT-  
AP37791

TOP VIEW  
RIGHT REAR  
AP46021

TOP VIEW  
LEFT FRONT-  
AP37791

TOP VIEW  
LEFT REAR  
AP46021

- Ⓐ AP25654 HOSE ASSY .313" x 504"
- Ⓑ DEM SUPPLIED HOSE - .25" DIA
- Ⓒ DEM SUPPLIED HOSE - .25" DIA
- Ⓓ AP25653 HOSE ASSY .313" x 456"

NOTE: CROSS-TIES REQUIRED  
FOR STRAIGHT-ACTING JACKS  
ON BOTH FRONT AND REAR.

NOTE: INSTALLATION MUST CONFORM TO GOOD SHOP PRACTICES, SAE  
STANDARDS, RVIA STANDARDS, AND OTHER APPLICABLE STANDARDS.

LEVELING SYSTEM: AP47954

			HWH			I-80 EXIT 267 SOUTH RT 1 MOSCOW, IOWA 52760		
			SCALE 1:6	DATE 25JAN11	DRAWN BY .			
			HYD CONN DIAGRAM					
			NEWMAR			DRAWING NUMBER MP70347		
NO.	DATE	REVISION						
THE INFORMATION DISCLOSED ON THIS DRAWING IS CONFIDENTIAL AND MUST NOT BE DISCLOSED OR USED IN ANY MANNER WHICH WILL BE DETRIMENTAL TO THE HWH CORPORATION								