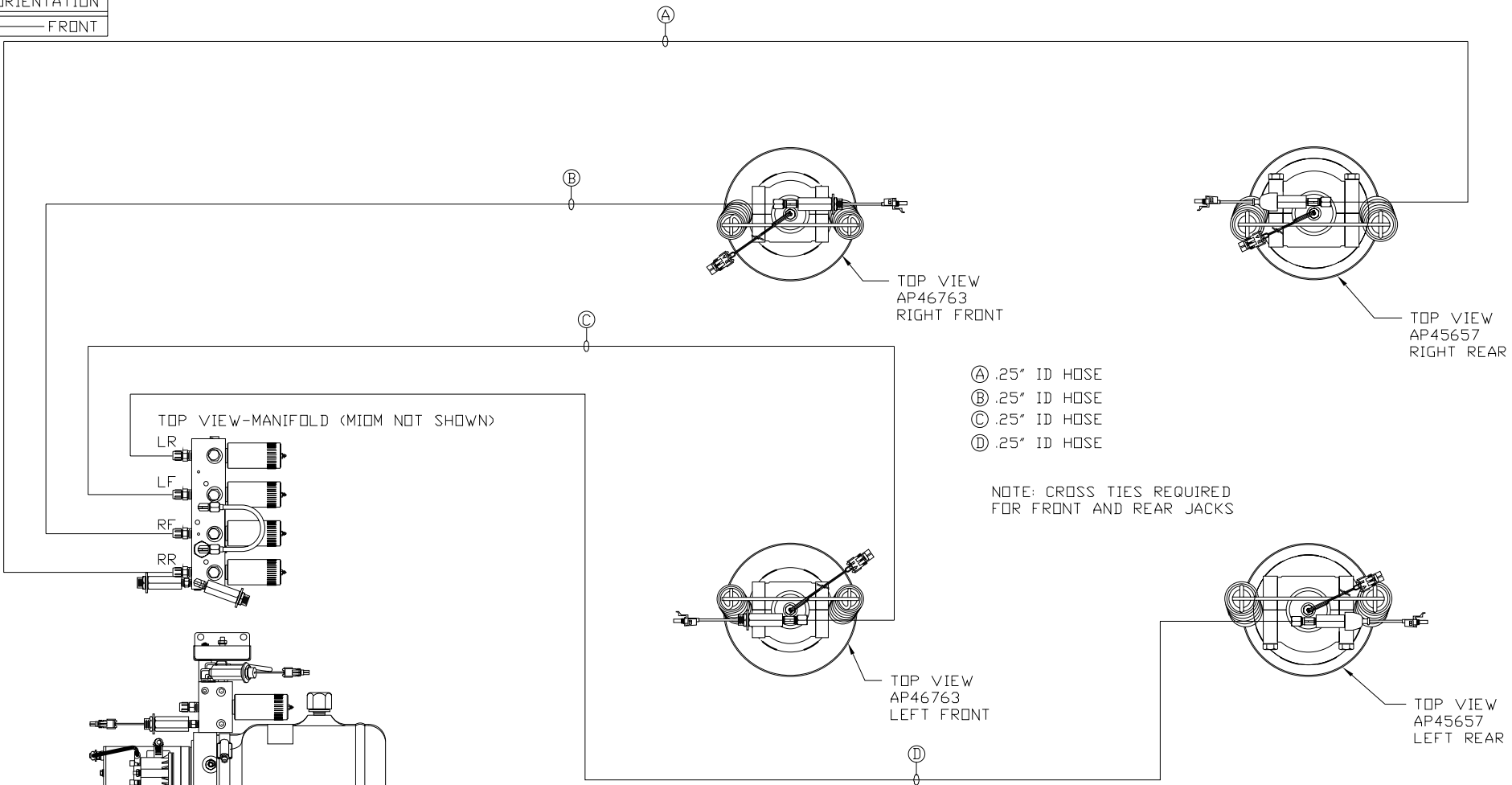


ORIENTATION

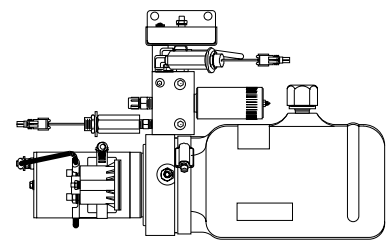
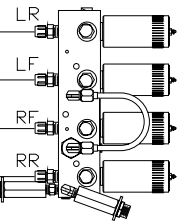
← FRONT



- Ⓐ .25" ID HOSE
- Ⓑ .25" ID HOSE
- Ⓒ .25" ID HOSE
- Ⓓ .25" ID HOSE

NOTE: CROSS TIES REQUIRED FOR FRONT AND REAR JACKS

TOP VIEW-MANIFOLD (MIDM NOT SHOWN)



SIDE VIEW PWR/UNIT-AP47473

LOCATION AND ORIENTATION OF PUMP/MANIFOLD ASSEMBLY WILL DIFFER DEPENDING UPON O.E.M.

NOTE: INSTALLATION MUST CONFORM TO GOOD SHOP PRACTICES, SAE STANDARDS, RVIA STANDARDS, AND OTHER APPLICABLE STANDARDS.

LEVELING SYSTEM: AP47634

			HWH			I-80 EXIT 267 SOUTH RT 1 MOSCOW, IOWA 52760		
			SCALE 1:6	DATE 20JAN11	DRAWN BY .			
			HYD CONN DIAGRAM					
			NEWMAR			DRAWING NUMBER MP70350		
NO.	DATE	REVISION	THE INFORMATION DISCLOSED ON THIS DRAWING IS CONFIDENTIAL AND MUST NOT BE DISCLOSED OR USED IN ANY MANNER WHICH WILL BE DETRIMENTAL TO THE HWH CORPORATION					