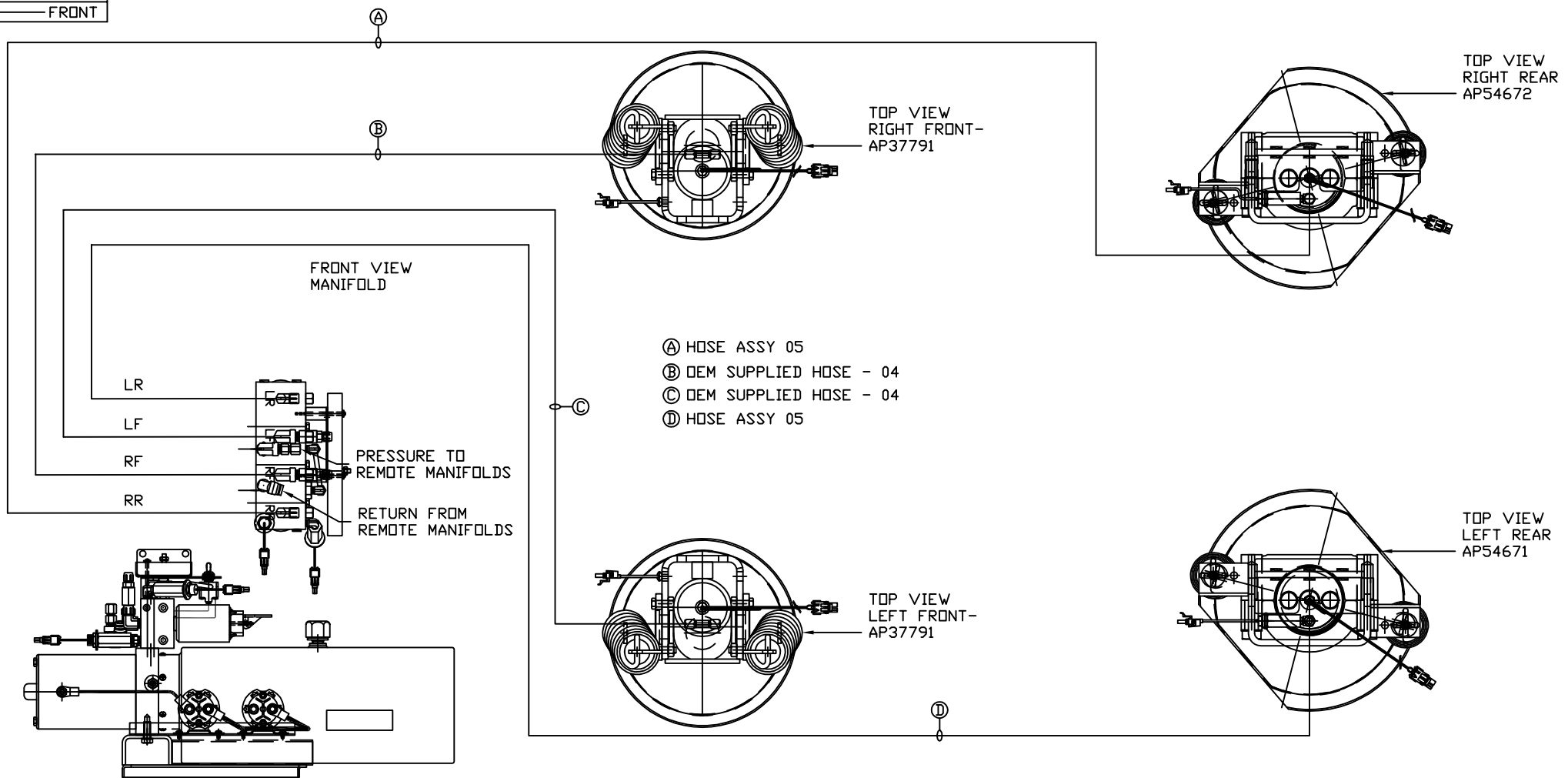


ORIENTATION
← FRONT



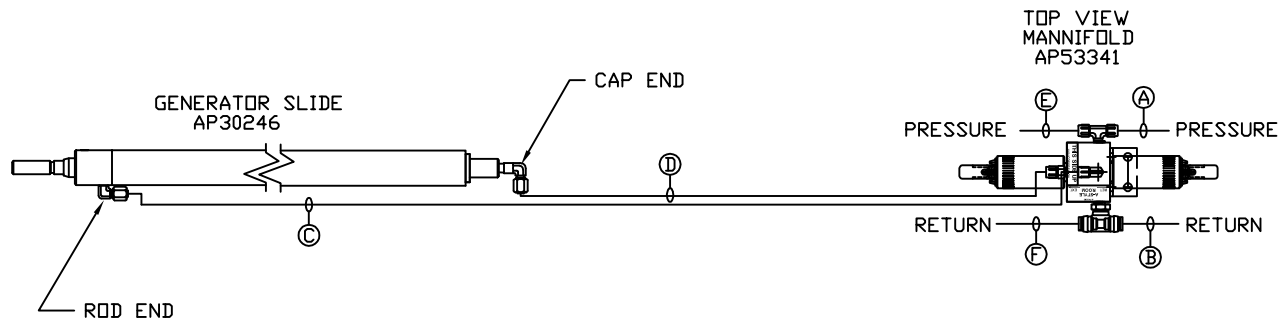
SIDE VIEW PUMP/MANIFOLD-AP5457

LOCATION AND ORIENTATION OF PUMP/MANIFOLD ASSEMBLY WILL DIFFER DEPENDING UPON D.E.M.

NOTE: INSTALLATION MUST CONFORM TO GOOD SHOP PRACTICES, SAE STANDARDS, RVIA STANDARDS, AND OTHER APPLICABLE STANDARDS.

LEVELING SYSTEM: AP54290

		HWH		I-80 EXIT 267 SOUTH RT 1 MOSCOW, IOWA 52760	
		SCALE 1:6	DATE 02DEC15	DRAWN BY .	
		HYD CONN DIAGRAM			
NO.	DATE	REVISION			
		NEWMAR		DRAWING NUMBER MP70927 A/C	
THE INFORMATION DISCLOSED ON THIS DRAWING IS CONFIDENTIAL AND MUST NOT BE DISCLOSED OR USED IN ANY MANNER WHICH WILL BE DETRIMENTAL TO THE HWH CORPORATION					

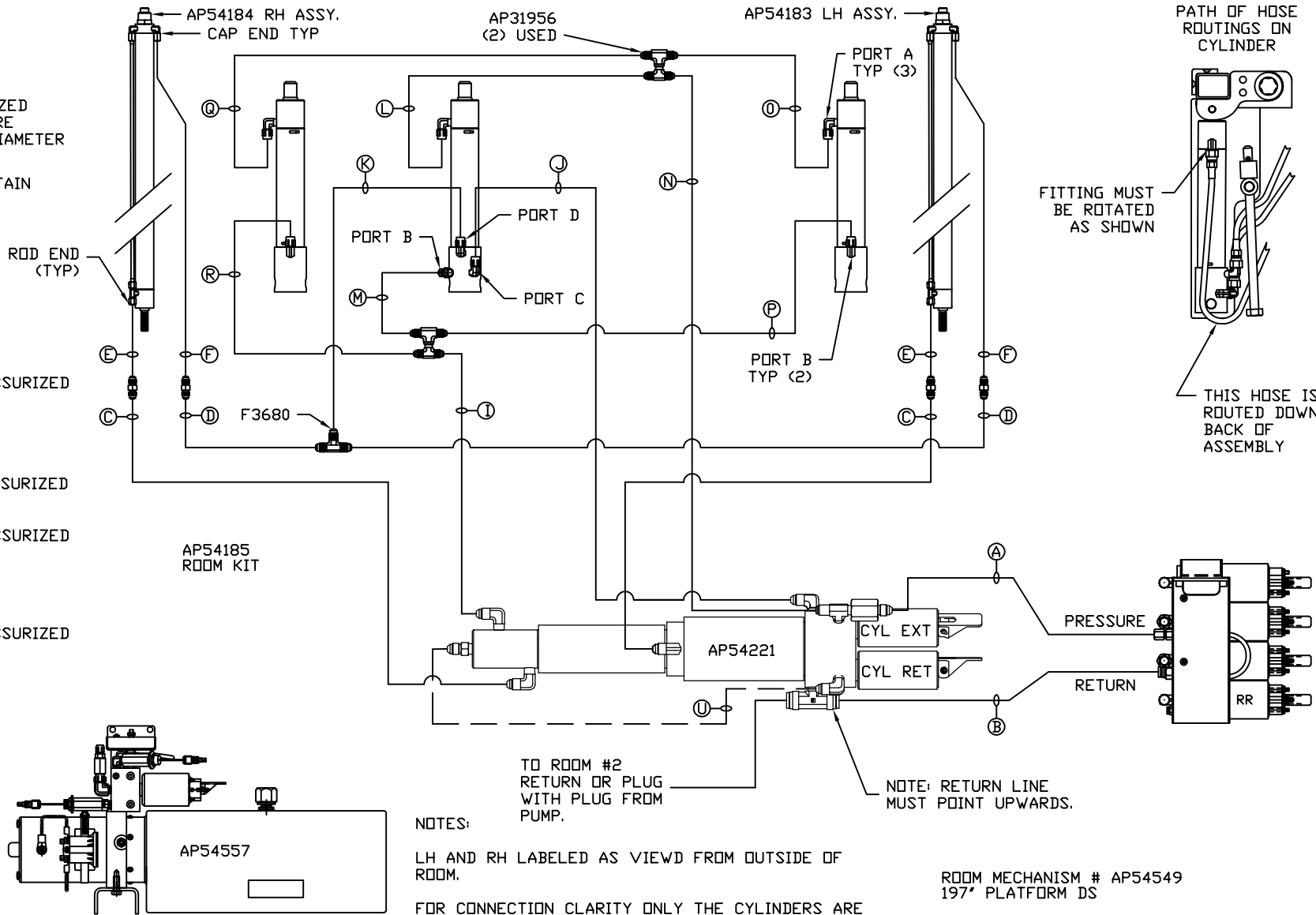


- Ⓐ HOSE ASSY 04
PRESSURE
- Ⓑ .375" OD NYLON TUBING
RETURN
- Ⓒ HOSE ASSY 04
ROD END - ALWAYS PRESSURIZED
- Ⓓ HOSE ASSY 04
CAP END
- Ⓔ HOSE ASSY 04
PRESSURE
- Ⓕ .375" OD NYLON TUBING
RETURN

NOTE: INSTALLATION MUST CONFORM TO GOOD SHOP PRACTICES, SAE STANDARDS, RVIA STANDARDS, AND OTHER APPLICABLE STANDARDS.

MP70927 B
30NOV15

- Ⓐ AP HOSE ASSY 04
PRESSURE
- Ⓑ P .375" OD NYLON TUBING
RETURN
- Ⓒ AP HOSE ASSY 03
ROD END - ALWAYS PRESSURIZED
HOSES MUST BE HIGH PRESSURE
AND OF EQUAL LENGTH AND DIAMETER
- Ⓓ AP HOSE ASSY 04
CAP END - HOSES MUST MAINTAIN
EQUAL LENGTH AND DIAMETER
- Ⓚ AP HOSE ASSY 04
CAP END (LIFT) WAS AP4060
- Ⓛ AP HOSE ASSY 04
CAP END (ROOM)
- Ⓜ AP HOSE ASSY 03
CAP END (ROOM)
- Ⓝ AP HOSE ASSY 03
ROD END (LIFT) ALWAYS PRESSURIZED
- Ⓞ AP HOSE ASSY 04
CAP END (LIFT)
- Ⓟ AP HOSE ASSY 03
ROD END (LIFT) ALWAYS PRESSURIZED
- Ⓠ AP HOSE ASSY 04
CAP END (LIFT)
- Ⓡ AP HOSE ASSY 03
ROD END (LIFT) ALWAYS PRESSURIZED
- Ⓢ AP HOSE ASSY 04
CAP END (LIFT)



NOTES:
LH AND RH LABELED AS VIEWD FROM OUTSIDE OF ROOM.
FOR CONNECTION CLARITY ONLY THE CYLINDERS ARE SHOWN.

HOSES E, F, AND U ARE INCLUDED WITH THE ROOM EXTENSION MECHANISM.

ROOM MECHANISM # AP54549
197" PLATFORM DS

NOTE: INSTALLATION MUST CONFORM TO GOOD SHOP PRACTICES, SAE STANDARDS, RVIA STANDARDS, AND OTHER APPLICABLE STANDARDS.