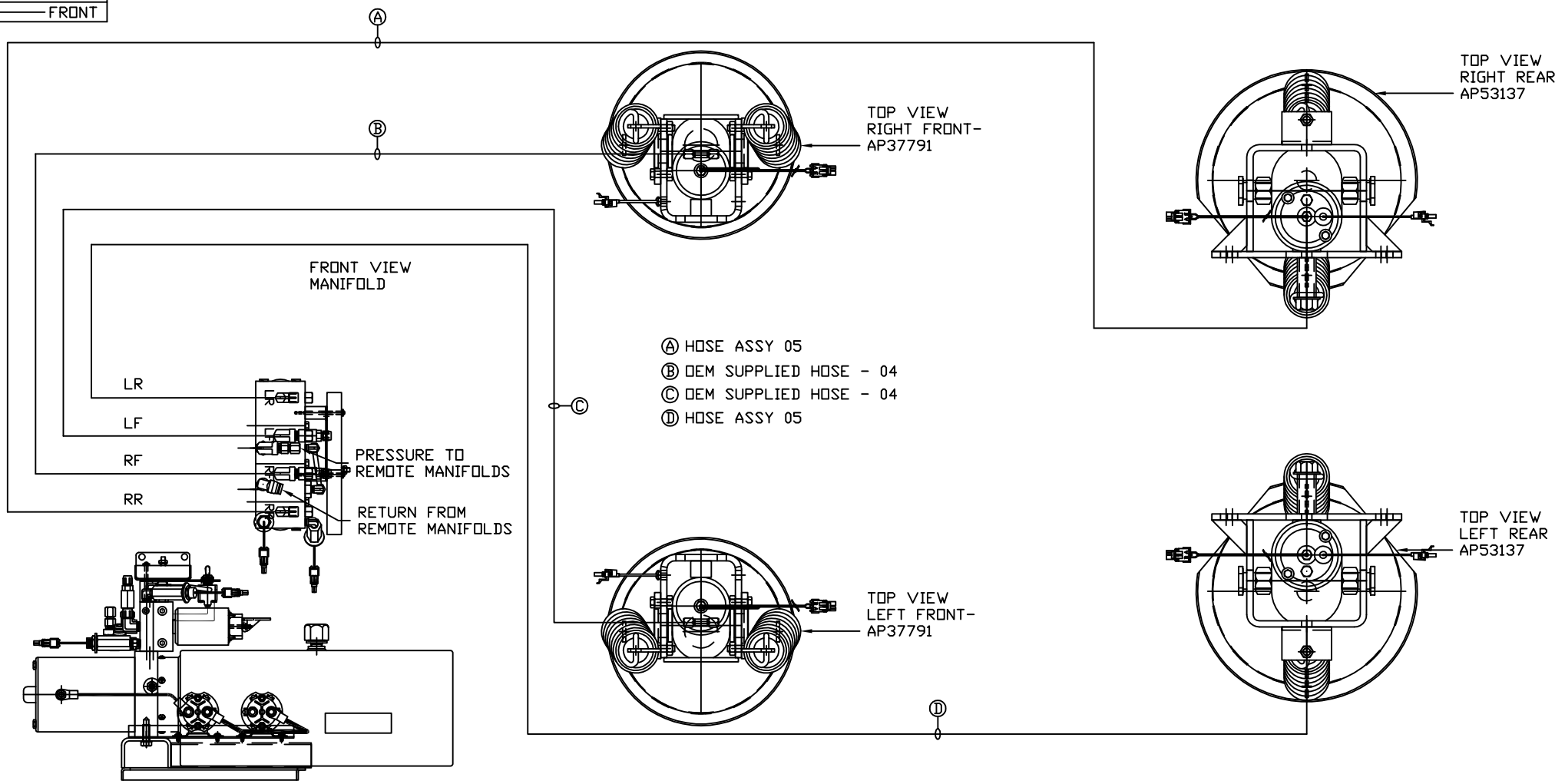


ORIENTATION  
← FRONT



- Ⓐ HOSE ASSY 05
- Ⓑ DEM SUPPLIED HOSE - 04
- Ⓒ DEM SUPPLIED HOSE - 04
- Ⓓ HOSE ASSY 05

SIDE VIEW PUMP/MANIFOLD-AP54557

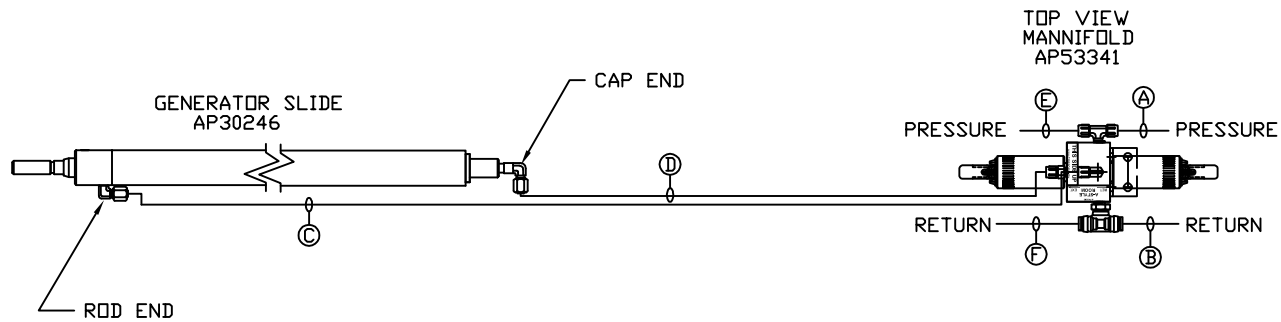
LOCATION AND ORIENTATION OF PUMP/MANIFOLD ASSEMBLY WILL DIFFER DEPENDING UPON D.E.M.

NOTE: INSTALLATION MUST CONFORM TO GOOD SHOP PRACTICES, SAE STANDARDS, RVIA STANDARDS, AND OTHER APPLICABLE STANDARDS.

LEVELING SYSTEM AP54289 W/ BRACKET.  
LEVELING SYSTEM AP54893 W/O BRACKET.

		HWH I-80 EXIT 267 SOUTH RT 1 MOSCOW, IOWA 52760	
SCALE 1:6	DATE 01DEC15	DRAWN BY .	
HYD CONN DIAGRAM			
NEWMAR		DRAWING NUMBER MP70930 A/C	

NO. DATE REVISION  
THE INFORMATION DISCLOSED ON THIS DRAWING IS CONFIDENTIAL AND MUST NOT BE DISCLOSED OR USED IN ANY MANNER WHICH WILL BE DETRIMENTAL TO THE HWH CORPORATION

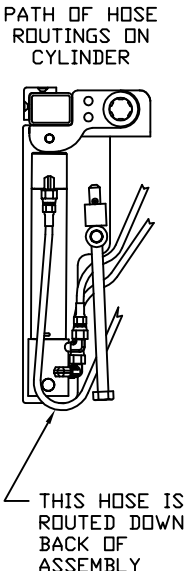
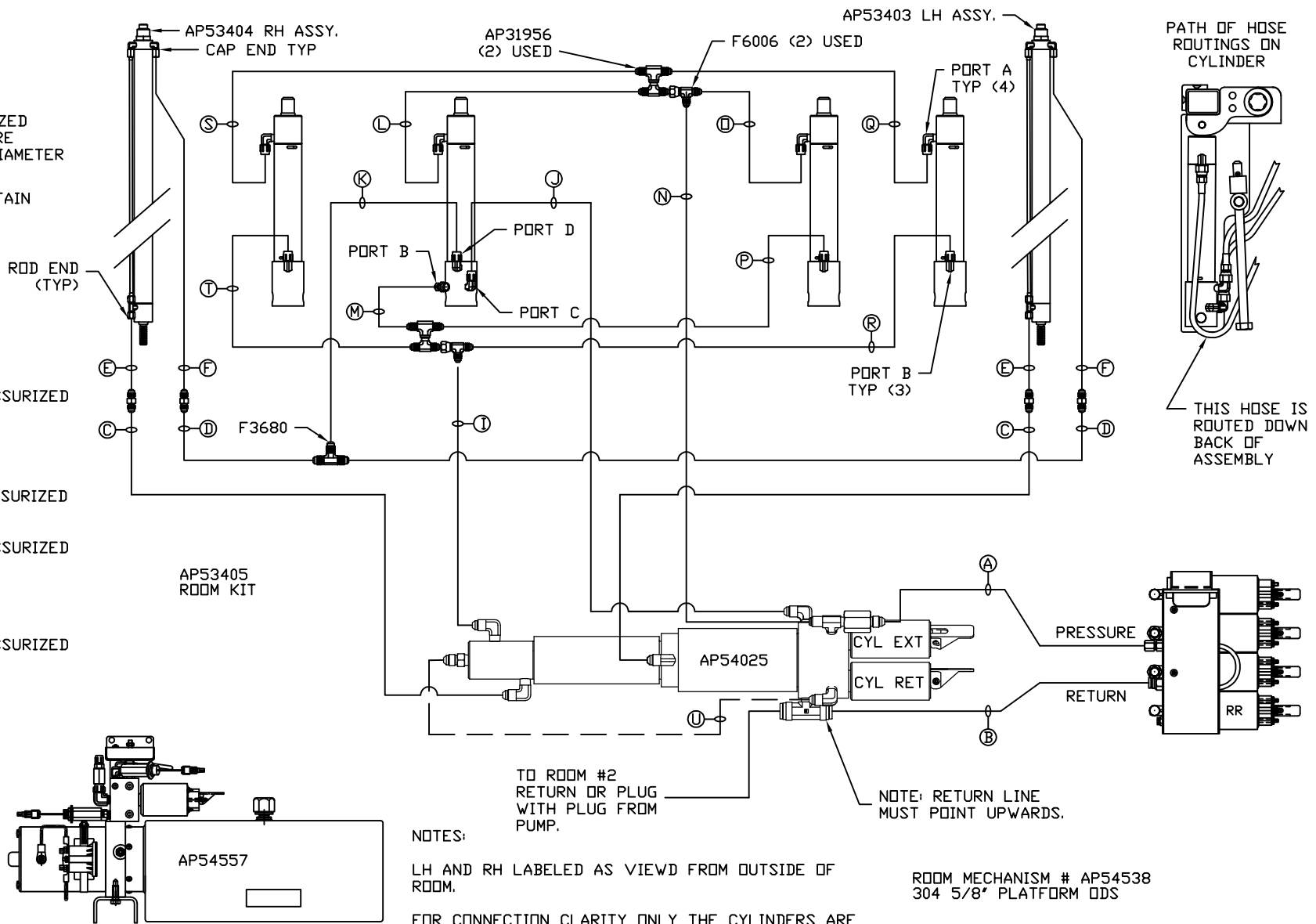


- Ⓐ HOSE ASSY 04  
PRESSURE
- Ⓑ .375" OD NYLON TUBING  
RETURN
- Ⓒ HOSE ASSY 04  
ROD END - ALWAYS PRESSURIZED
- Ⓓ HOSE ASSY 04  
CAP END
- Ⓔ HOSE ASSY 04  
PRESSURE
- Ⓕ .375" OD NYLON TUBING  
RETURN

NOTE: INSTALLATION MUST CONFORM TO GOOD SHOP PRACTICES, SAE STANDARDS, RVIA STANDARDS, AND OTHER APPLICABLE STANDARDS.

MP70930 B  
01DEC15

- Ⓐ AP HOSE ASSY 04  
PRESSURE
- Ⓑ P .375" OD NYLON TUBING  
RETURN
- Ⓒ AP HOSE ASSY 03  
ROD END - ALWAYS PRESSURIZED  
HOSES MUST BE HIGH PRESSURE  
AND OF EQUAL LENGTH AND DIAMETER
- Ⓓ AP HOSE ASSY 04  
CAP END - HOSES MUST MAINTAIN  
EQUAL LENGTH AND DIAMETER
- Ⓚ AP HOSE ASSY 04  
CAP END (LIFT) WAS AP4060
- Ⓛ AP HOSE ASSY 04  
CAP END (ROOM)
- Ⓜ AP HOSE ASSY 03  
CAP END (ROOM)
- Ⓝ AP HOSE ASSY 03  
ROD END (LIFT) ALWAYS PRESSURIZED
- Ⓞ AP HOSE ASSY 04  
CAP END (LIFT)
- Ⓟ AP HOSE ASSY 03  
ROD END (LIFT) ALWAYS PRESSURIZED
- Ⓠ AP HOSE ASSY  
ROD END (LIFT) ALWAYS PRESSURIZED
- Ⓡ AP HOSE ASSY 04  
CAP END (LIFT)
- Ⓢ AP HOSE ASSY 03  
ROD END (LIFT)  
ALWAYS PRESSURIZED
- Ⓣ AP HOSE ASSY 04  
CAP END (LIFT)



NOTES:

LH AND RH LABELED AS VIEWD FROM OUTSIDE OF ROOM.

FOR CONNECTION CLARITY ONLY THE CYLINDERS ARE SHOWN.

HOSES E, F, AND U ARE INCLUDED WITH THE ROOM EXTENSION MECHANISM.

ROOM MECHANISM # AP54538  
304 5/8" PLATFORM ODS

NOTE: INSTALLATION MUST CONFORM TO GOOD SHOP PRACTICES, SAE STANDARDS, RVIA STANDARDS, AND OTHER APPLICABLE STANDARDS.