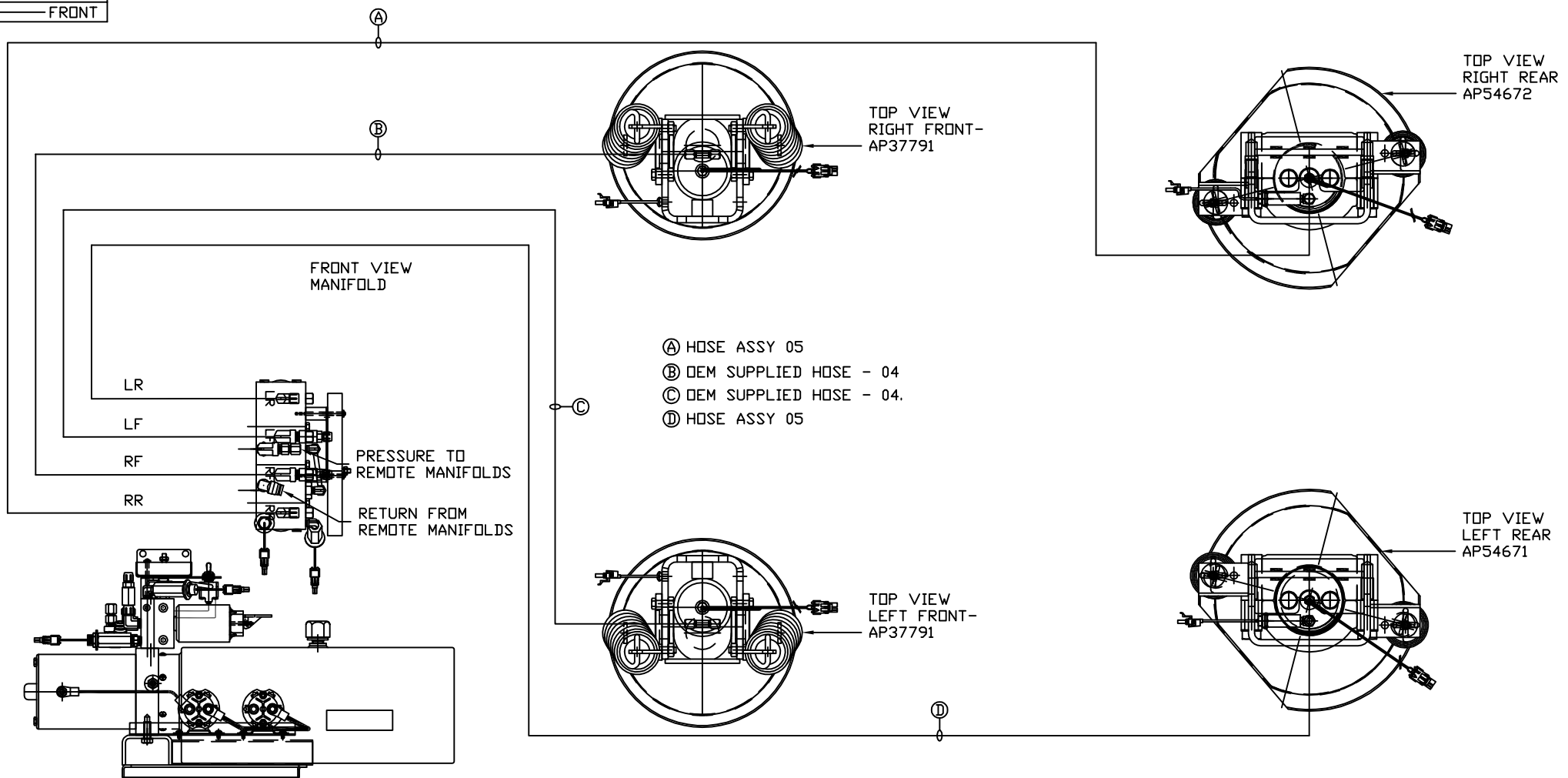


ORIENTATION
← FRONT



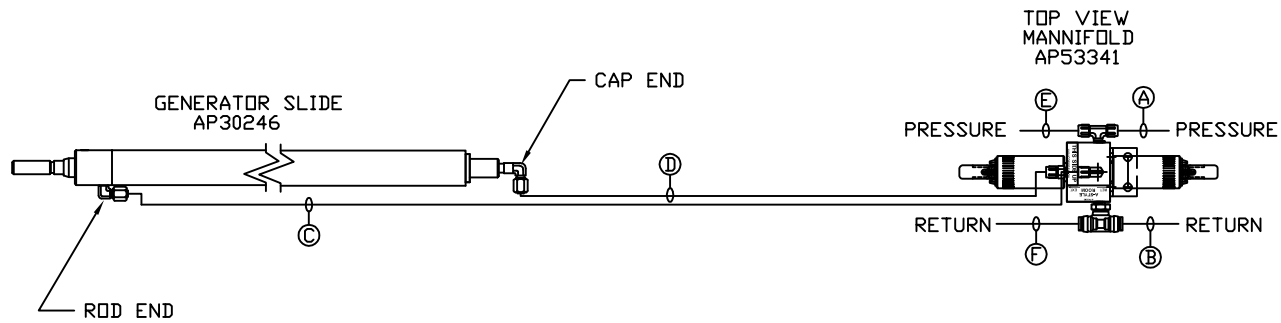
SIDE VIEW PUMP/MANIFOLD-AP5457

LOCATION AND ORIENTATION OF PUMP/MANIFOLD ASSEMBLY WILL DIFFER DEPENDING UPON D.E.M.

NOTE: INSTALLATION MUST CONFORM TO GOOD SHOP PRACTICES, SAE STANDARDS, RVIA STANDARDS, AND OTHER APPLICABLE STANDARDS.

LEVELING SYSTEM: AP54290

| | | | | | |
|---|------|------------------|--------------|--|--|
| | | HWH | | I-80 EXIT 267 SOUTH RT 1 MOSCOW, IOWA 52760 | |
| | | SCALE 1:6 | DATE 01DEC15 | DRAWN BY . | |
| | | HYD CONN DIAGRAM | | | |
| NO. | DATE | REVISION | | | |
| | | NEWMAR | | DRAWING NUMBER MP70933 A/C | |
| <p>THE INFORMATION DISCLOSED ON THIS DRAWING IS CONFIDENTIAL AND MUST NOT BE DISCLOSED OR USED IN ANY MANNER WHICH WILL BE DETRIMENTAL TO THE HWH CORPORATION</p> | | | | | |

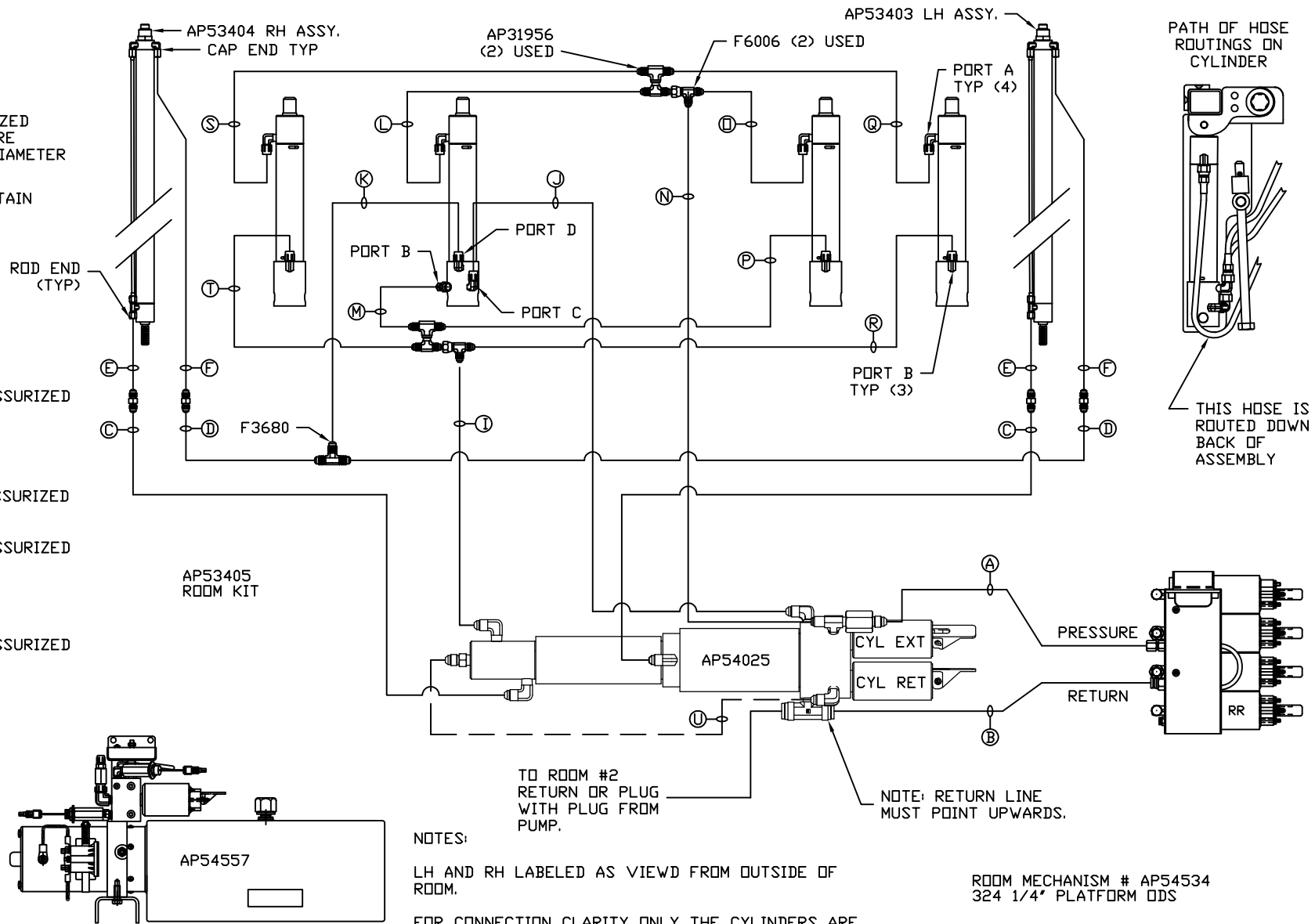


- Ⓐ HOSE ASSY 04
PRESSURE
- Ⓑ .375" OD NYLON TUBING
RETURN
- Ⓒ HOSE ASSY 04
ROD END - ALWAYS PRESSURIZED
- Ⓓ HOSE ASSY 04
CAP END
- Ⓔ HOSE ASSY 04
PRESSURE
- Ⓕ .375" OD NYLON TUBING
RETURN

NOTE: INSTALLATION MUST CONFORM TO GOOD SHOP PRACTICES, SAE STANDARDS, RVIA STANDARDS, AND OTHER APPLICABLE STANDARDS.

MP70933 B
01DEC15

- Ⓐ AP HOSE ASSY 04
PRESSURE
- Ⓑ P .375" OD NYLON TUBING
RETURN
- Ⓒ AP HOSE ASSY 03
ROD END - ALWAYS PRESSURIZED
HOSES MUST BE HIGH PRESSURE
AND OF EQUAL LENGTH AND DIAMETER
- Ⓓ AP HOSE ASSY 04
CAP END - HOSES MUST MAINTAIN
EQUAL LENGTH AND DIAMETER
- Ⓚ AP HOSE ASSY 04
CAP END (LIFT) WAS AP4060
- Ⓛ AP HOSE ASSY 04
CAP END (ROOM)
- Ⓜ AP HOSE ASSY 03
CAP END (ROOM)
- Ⓝ AP HOSE ASSY 03
ROD END (LIFT) ALWAYS PRESSURIZED
- Ⓞ AP HOSE ASSY 04
CAP END (LIFT)
- Ⓟ AP HOSE ASSY 03
ROD END (LIFT) ALWAYS PRESSURIZED
- Ⓠ AP HOSE ASSY
ROD END (LIFT) ALWAYS PRESSURIZED
- Ⓡ AP HOSE ASSY 04
CAP END (LIFT)
- Ⓢ AP HOSE ASSY 03
ROD END (LIFT)
ALWAYS PRESSURIZED
- Ⓣ AP HOSE ASSY 04
CAP END (LIFT)



NOTE: INSTALLATION MUST CONFORM TO GOOD SHOP PRACTICES, SAE STANDARDS, RVIA STANDARDS, AND OTHER APPLICABLE STANDARDS.

NOTES:
LH AND RH LABELED AS VIEWD FROM OUTSIDE OF ROOM.
FOR CONNECTION CLARITY ONLY THE CYLINDERS ARE SHOWN.

HOSES E, F, AND U ARE INCLUDED WITH THE ROOM EXTENSION MECHANISM.

ROOM MECHANISM # AP54534
324 1/4" PLATFORM ODS