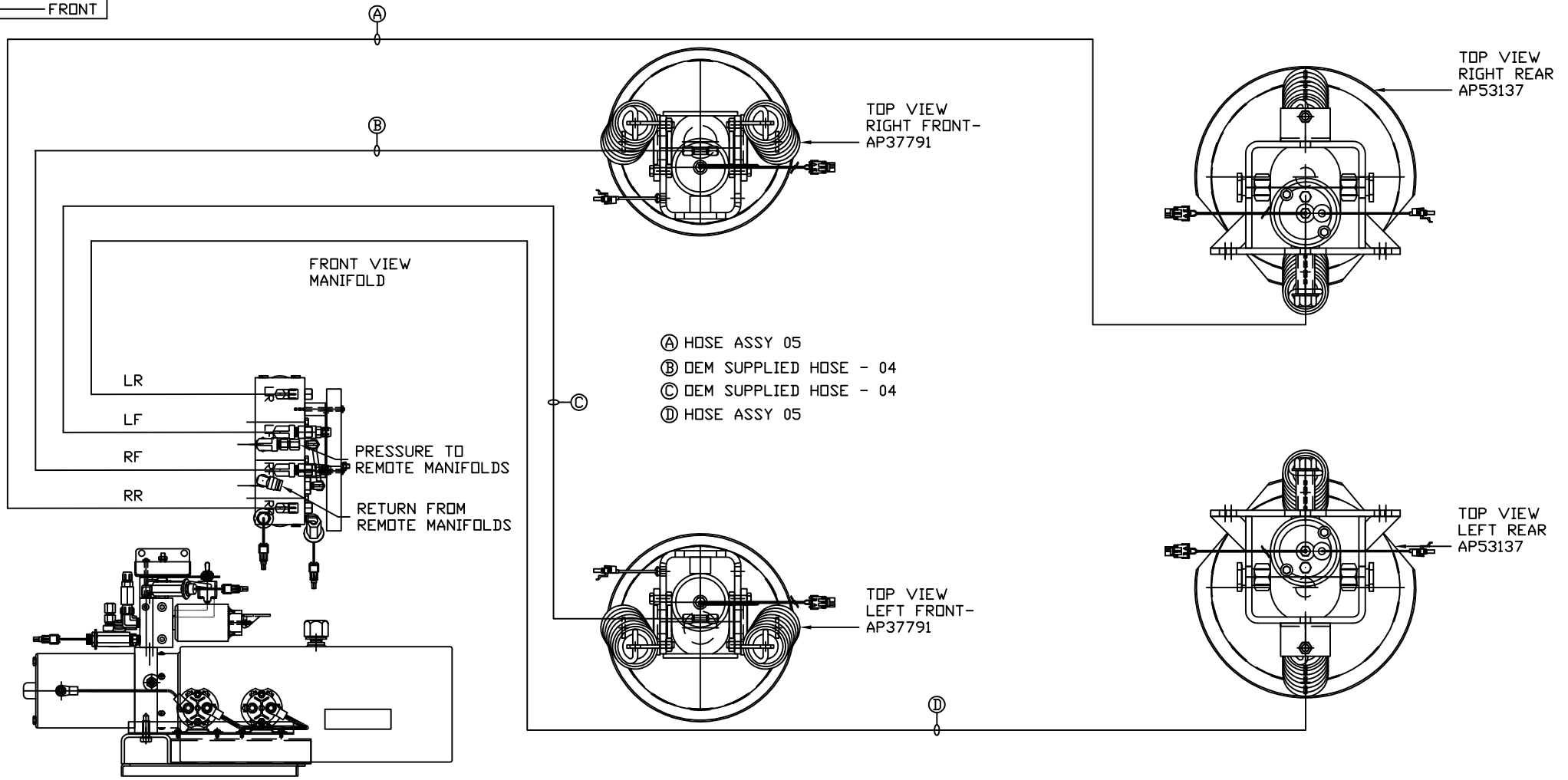


ORIENTATION  
← FRONT



SIDE VIEW PUMP/MANIFOLD-AP54557

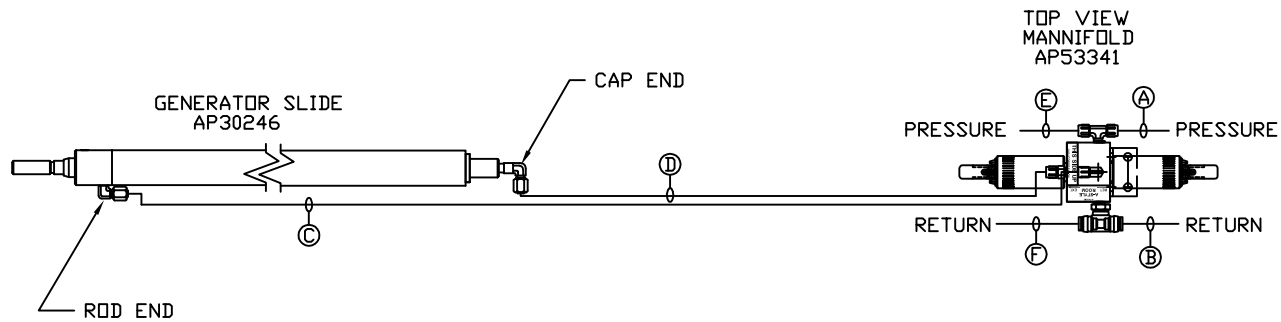
LOCATION AND ORIENTATION OF PUMP/MANIFOLD ASSEMBLY WILL DIFFER DEPENDING UPON D.E.M.

NOTE: INSTALLATION MUST CONFORM TO GOOD SHOP PRACTICES, SAE STANDARDS, RVIA STANDARDS, AND OTHER APPLICABLE STANDARDS.

LEVELING SYSTEM AP54289 W/ BRACKET.

LEVELING SYSTEM AP54893 W/O BRACKET.

|  |      |                  |              |  |  |
|--|------|------------------|--------------|--|--|
|  |      | HWH              |              | I-80 EXIT 267 SOUTH<br>RT 1 MOSCOW, IOWA 52760 |  |
|  |      | SCALE 1:6        | DATE 01DEC15 | DRAWN BY .                                     |  |
|  |      | HYD CONN DIAGRAM |              |  |  |
|  |      | NEWMAR           |              | DRAWING NUMBER<br>MP70934 A/C                  |  |
| NO.  | DATE | REVISION         |              |  |  |
| THE INFORMATION DISCLOSED ON THIS DRAWING IS CONFIDENTIAL AND MUST NOT BE DISCLOSED OR USED IN ANY MANNER WHICH WILL BE DETRIMENTAL TO THE HWH CORPORATION |      |                  |              |  |  |

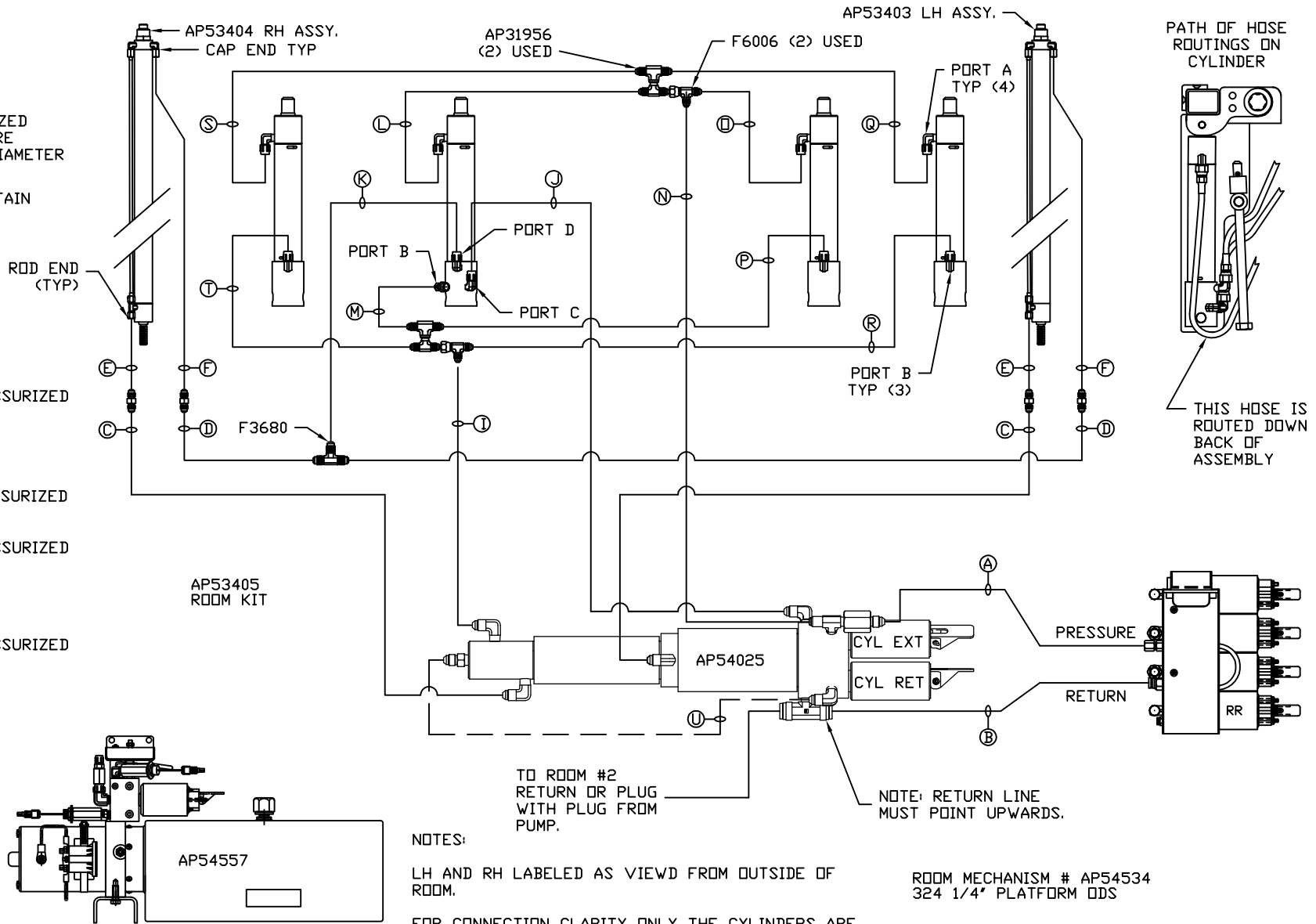


- Ⓐ HOSE ASSY 04  
PRESSURE
- Ⓑ .375" OD NYLON TUBING  
RETURN
- Ⓒ HOSE ASSY 04  
ROD END - ALWAYS PRESSURIZED
- Ⓓ HOSE ASSY 04  
CAP END
- Ⓔ HOSE ASSY 04  
PRESSURE
- Ⓕ .375" OD NYLON TUBING  
RETURN

NOTE: INSTALLATION MUST CONFORM TO GOOD SHOP PRACTICES, SAE STANDARDS, RVIA STANDARDS, AND OTHER APPLICABLE STANDARDS.

MP70934 B  
01DEC15

- Ⓐ AP HOSE ASSY 04  
PRESSURE
- Ⓑ P .375" OD NYLON TUBING  
RETURN
- Ⓒ AP HOSE ASSY 03  
ROD END - ALWAYS PRESSURIZED  
HOSES MUST BE HIGH PRESSURE  
AND OF EQUAL LENGTH AND DIAMETER
- Ⓓ AP HOSE ASSY 04  
CAP END - HOSES MUST MAINTAIN  
EQUAL LENGTH AND DIAMETER
- Ⓘ AP HOSE ASSY 04  
CAP END (LIFT) WAS AP4060
- Ⓝ AP HOSE ASSY 04  
CAP END (ROOM)
- Ⓚ AP HOSE ASSY 03  
CAP END (ROOM)
- Ⓛ AP HOSE ASSY 03  
ROD END (LIFT) ALWAYS PRESSURIZED
- Ⓜ AP HOSE ASSY 04  
CAP END (LIFT)
- Ⓝ AP HOSE ASSY 03  
ROD END (LIFT) ALWAYS PRESSURIZED
- Ⓟ AP HOSE ASSY  
ROD END (LIFT) ALWAYS PRESSURIZED
- Ⓠ AP HOSE ASSY 04  
CAP END (LIFT)
- Ⓡ AP HOSE ASSY 03  
ROD END (LIFT) ALWAYS PRESSURIZED
- Ⓢ AP HOSE ASSY 03  
ROD END (LIFT)  
ALWAYS PRESSURIZED
- Ⓣ AP HOSE ASSY 04  
CAP END (LIFT)



NOTES:

LH AND RH LABELED AS VIEWD FROM OUTSIDE OF ROOM.

FOR CONNECTION CLARITY ONLY THE CYLINDERS ARE SHOWN.

HOSES E, F, AND U ARE INCLUDED WITH THE ROOM EXTENSION MECHANISM.

ROOM MECHANISM # AP54534  
324 1/4" PLATFORM DDS

NOTE: INSTALLATION MUST CONFORM TO GOOD SHOP PRACTICES, SAE STANDARDS, RVIA STANDARDS, AND OTHER APPLICABLE STANDARDS.