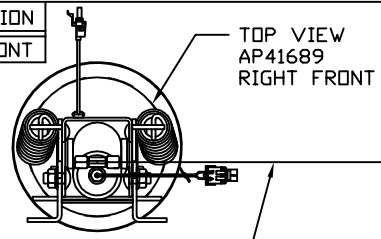
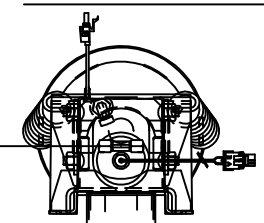


ORIENTATION  
← FRONT

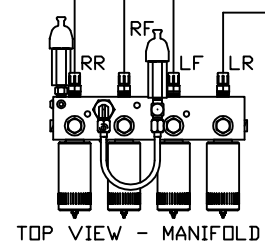


RIGHT FRONT HOSE

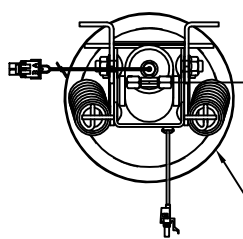


RIGHT REAR HOSE

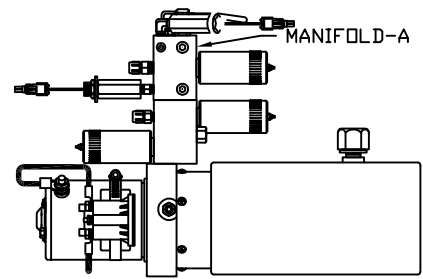
NOTE: CROSS TIE REQUIRED FOR FRONT JACKS



LEFT FRONT HOSE

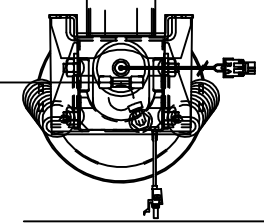


TOP VIEW  
AP41689  
LEFT FRONT



MANIFOLD-A

LEFT REAR HOSE



TOP VIEW  
AP41690  
REAR JACKS  
  
AP34674  
JACK KIT

MODEL	HOSE KIT	LF HOSE	RF HOSE	RR HOSE	LR HOSE
J38S	AP32130	AP4159	AP4062	AP2464	AP4064

NOTE: INSTALLATION MUST CONFORM TO GOOD SHOP PRACTICES, SAE STANDARDS, RVIA STANDARDS, AND OTHER APPLICABLE STANDARDS.

LEVELING SYSTEM: AP41804

NO.	DATE	REVISION

HWH I-80 EXIT 267 SOUTH  
RT 1 MOSCOW, IOWA 52760  
SCALE 1:6 DATE 14FEB17 DRAWN BY .

HYD CONN DIAGRAM

THE INFORMATION DISCLOSED ON THIS DRAWING IS CONFIDENTIAL AND MUST NOT BE DISCLOSED OR USED IN ANY MANNER WHICH WILL BE DETRIMENTAL TO THE HWH CORPORATION

WINNEBAGO DRAWING NUMBER MP71075 A/B

ORIENTATION  
 ← FRONT

MODEL	HOSE A	HOSE B	HOSES C	HOSES D
J38S				

NOTE: HOSES C MUST BE HIGH PRESSURE HOSES OF EQUAL LENGTH AND DIAMETER

NOTE: HOSES D MUST BE EQUAL LENGTH AND DIAMETER

