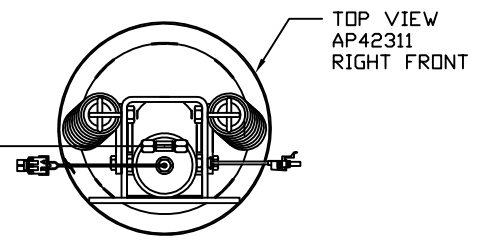
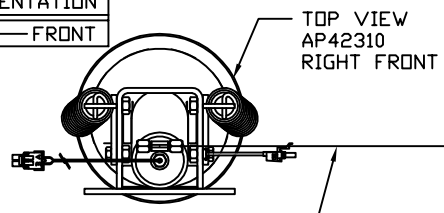


ORIENTATION
← FRONT



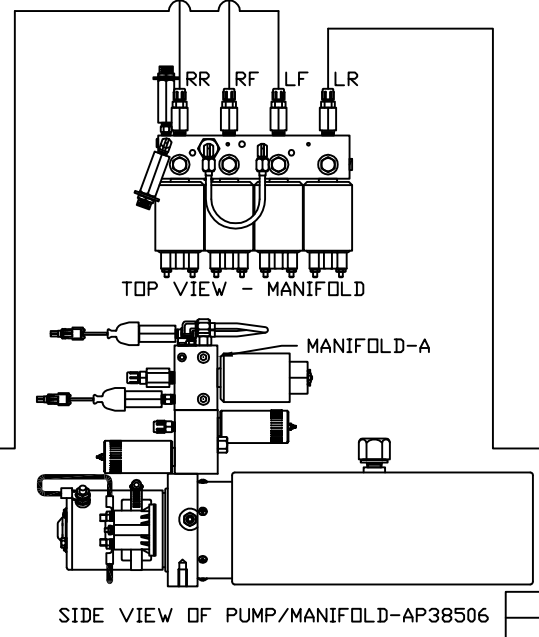
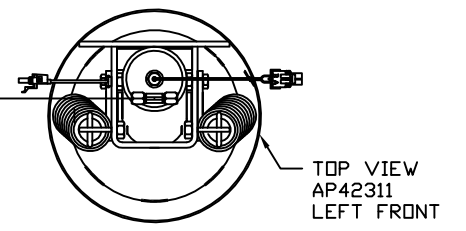
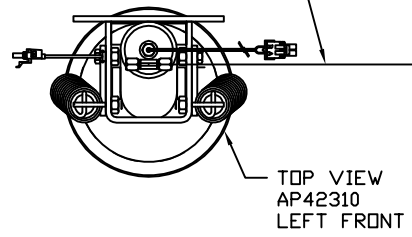
RIGHT
FRONT
HOSE

RIGHT
REAR
HOSE

NOTE: CROSS TIE REQUIRED
FOR FRONT JACKS

LEFT
FRONT
HOSE

LEFT
REAR
HOSE



MODEL	HOSE KIT	LF HOSE	RF HOSE	RR HOSE	LR HOSE
J38S	AP32130	AP4159	AP4062	AP2464	AP4064

NOTE: INSTALLATION MUST CONFORM TO GOOD SHOP PRACTICES, SAE STANDARDS, RVIA STANDARDS, AND OTHER APPLICABLE STANDARDS.

LEVELING SYSTEM: AP42841

NO.	DATE	REVISION

HWH I-80 EXIT 267 SOUTH
RT 1 MOSCOW, IOWA 52760

SCALE 1:6 DATE 14FEB17 DRAWN BY .

HYD CONN DIAGRAM

WINNEBAGO DRAWING NUMBER
MP71080 A/B

THE INFORMATION DISCLOSED ON THIS DRAWING IS CONFIDENTIAL AND MUST NOT BE DISCLOSED OR USED IN ANY MANNER WHICH WILL BE DETRIMENTAL TO THE HWH CORPORATION

ORIENTATION
 ← FRONT

MODEL	HOSE A	HOSE B	HOSES C	HOSES D
J38S				

NOTE: HOSES C MUST BE HIGH PRESSURE HOSES OF EQUAL LENGTH AND DIAMETER

NOTE: HOSES D MUST BE EQUAL LENGTH AND DIAMETER

