

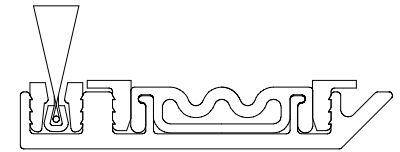
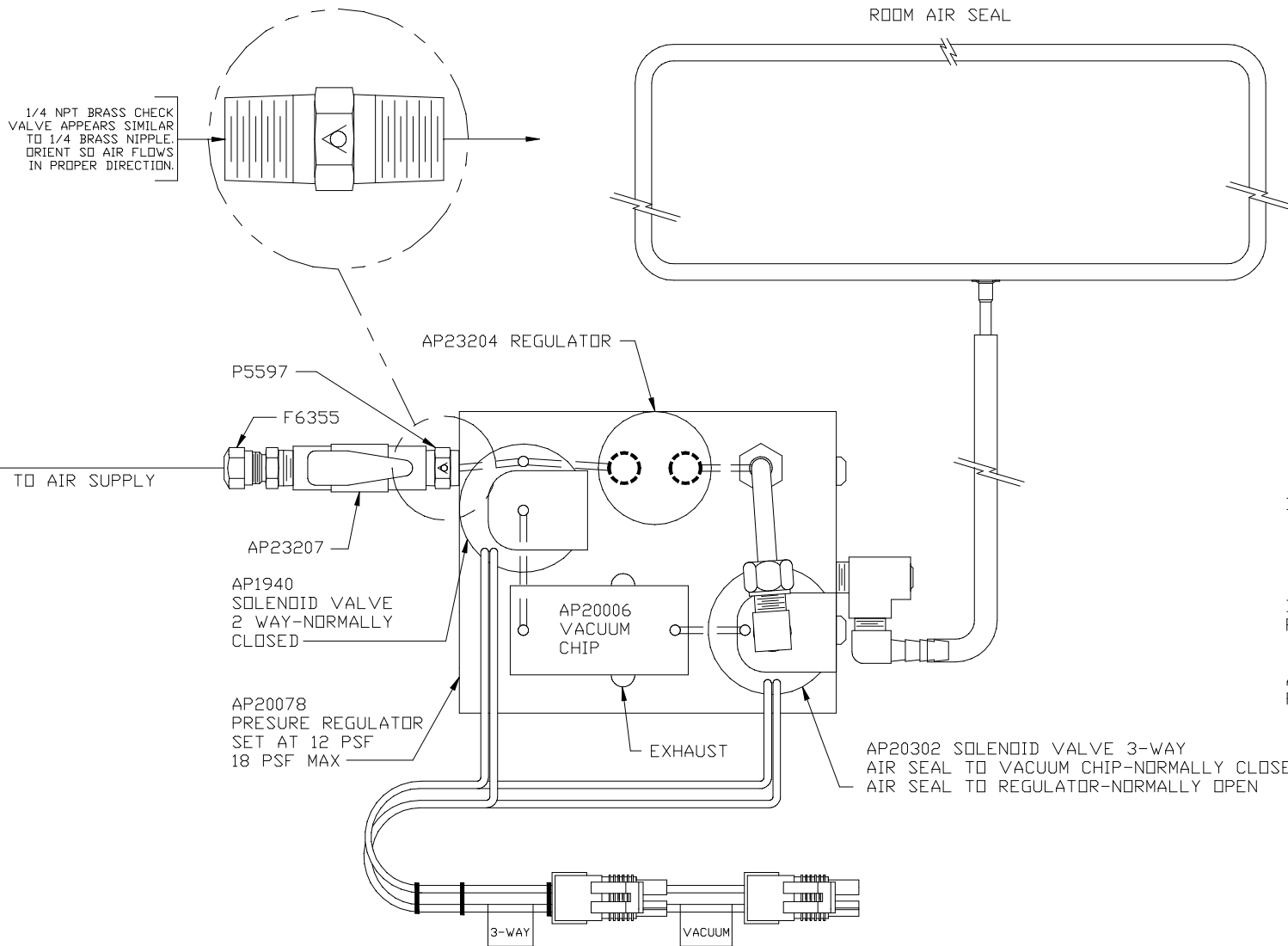
NOTE 1: SOLENOID #1 DUMPS WATER OUT OF FILTER WHEN COMPRESSOR SHUTS OFF.

NOTE 2: SOLENOID #2 (WHEN ENERGIZED) WILL ALLOW COMPRESSOR TO PUMP UP COACH AIR.

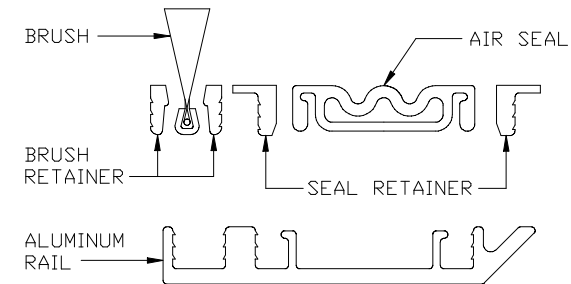
NOTE 3: CHECK VALVE MUST CHECK AT LOW PRESSURE DIFFERENTIAL AND AT HIGH DIFFERENTIAL.

NOTE 4: AN AIR TANK MUST "SUPPORT" THE PRESSURE SWITCH TO PREVENT COMPRESSOR SHORT CYCLE DUE TO MINOR LEAKS.

		HWH I-80 EXIT 267 SOUTH RT 1 MOSCOW, IOWA 52760	
SCALE	DATE 26JAN04	DRAWN BY	
NO.	DATE 20DEC05	REVISION WAS 115 PSI	
		AIR CONN DIAGRAM	
THE INFORMATION DISCLOSED ON THIS DRAWING IS CONFIDENTIAL AND MUST NOT BE DISCLOSED OR USED IN ANY MANNER WHICH WILL BE DETRIMENTAL TO THE HWH CORPORATION			DRAWING NUMBER MP79048 A/B



SECTION VIEW: ASSEMBLED RAIL, BRUSH, SEAL, RETAINERS.



SECTION VIEW: EXPLODED RAIL, BRUSH, SEAL, RETAINERS.