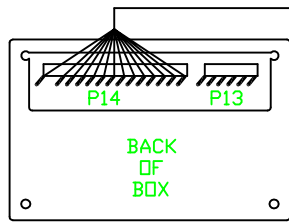
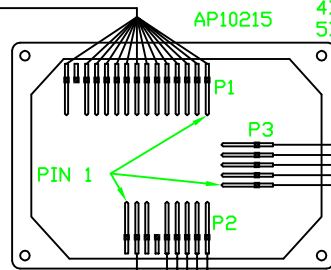


UNAPPROVED

- P14 - P1
- 1) BLUE (WARN SENSE)
 - 2) BROWN (SERIES)
 - 3) GRAY (SW. ACC.)
 - 4) PURPLE (FUSED ACC.)
 - 5) BLACK/WHITE (STORE RETURN)
 - 6) BLACK (PARK BRAKE)
 - 7) WHITE/BLACK (GND)
 - 8) WHITE (DUMP)
 - 9) ORANGE/BLACK (STORE)
 - 10) ORANGE (PUMP)
 - 11) GREEN (LF)
 - 12) GREEN/BLACK (LR)
 - 13) RED/BLACK (RR)
 - 14) NC (KEYING PIN)
 - 15) RED (RF)



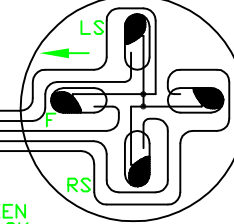
AP10076



AP10215

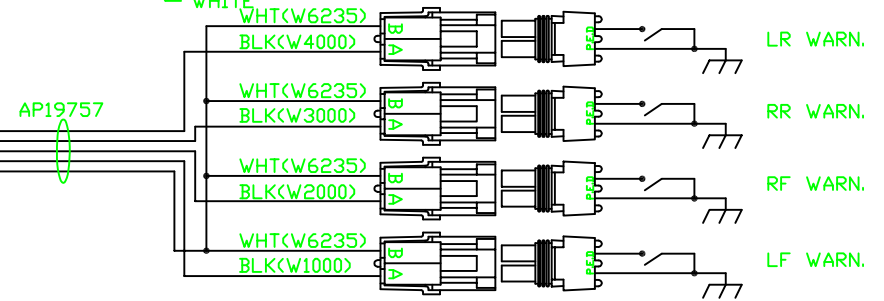
- P3
- 1) RR SENSE. (RED)
 - 2) RS SENSE. (GREEN)
 - 3) FR SENSE. (BLACK)
 - 4) LS SENSE. (YELLOW)
 - 5) GND (WHITE)

AP6798



- P2
- 1) GND
 - 2) LF WARN
 - 3) RF WARN
 - 4) RR WARN
 - 5) LR WARN
 - 6) KEY PIN
 - 7) NC
 - 8) WARN LIGHT CNTRL.
 - 9) NC

- RED
GREEN
BLACK
YELLOW
WHITE

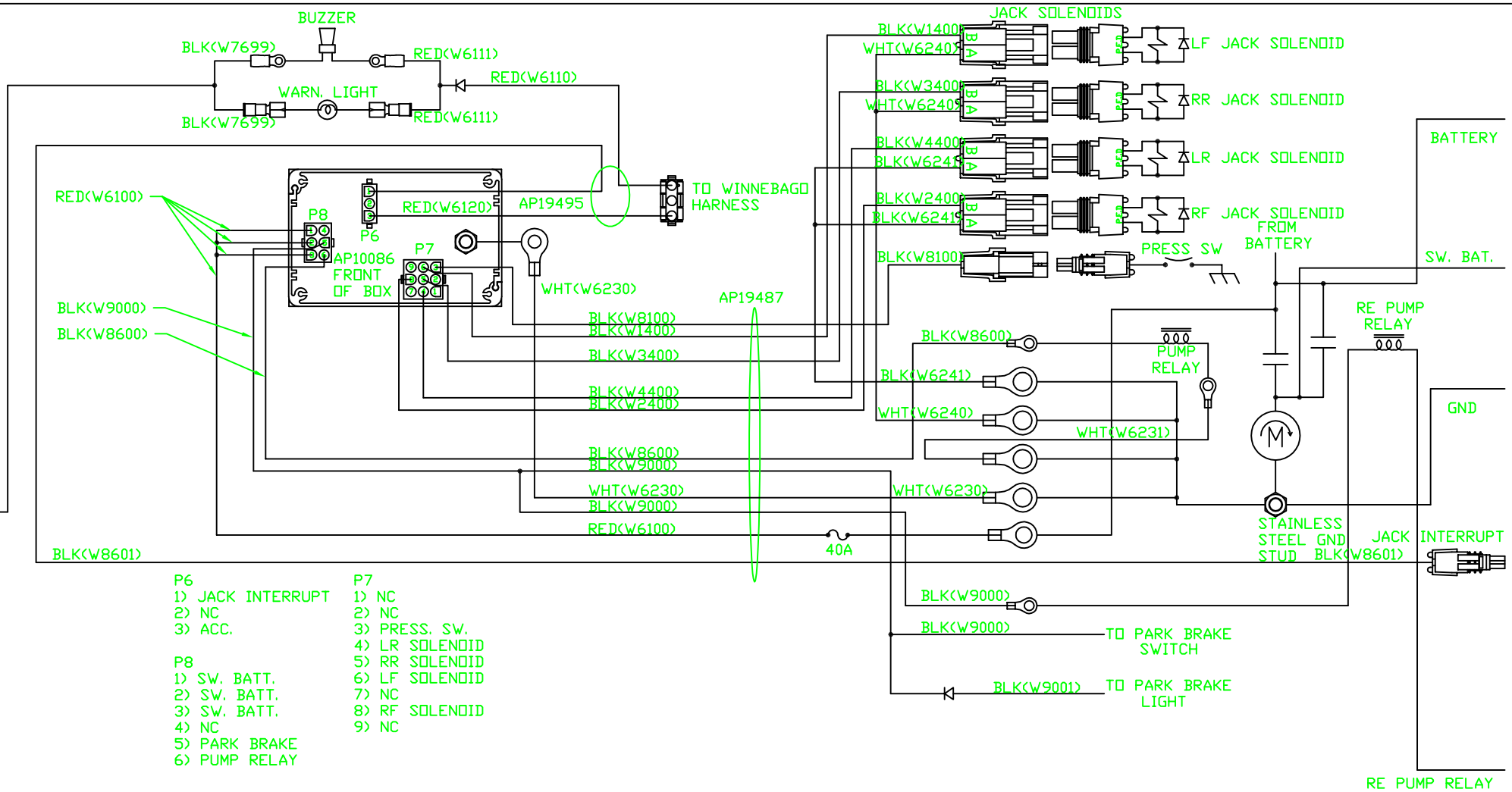


AP19757

AP20395

			HWH I-80 EXIT 267 SOUTH RT 1 MOSCOW, IOWA 52760		
			SCALE 1:2	DATE 19APR99	DRAWN BY .
			SCHEMATIC SYSTEM		
NO.	DATE	REVISION	ELECTRICAL		
THE INFORMATION DISCLOSED ON THIS DRAWING IS CONFIDENTIAL AND MUST NOT BE DISCLOSED OR USED IN ANY MANNER WHICH WILL BE DETRIMENTAL TO THE HWH CORPORATION			DRAWING NUMBER MP88450 A/D		

MP88.45
19APR99

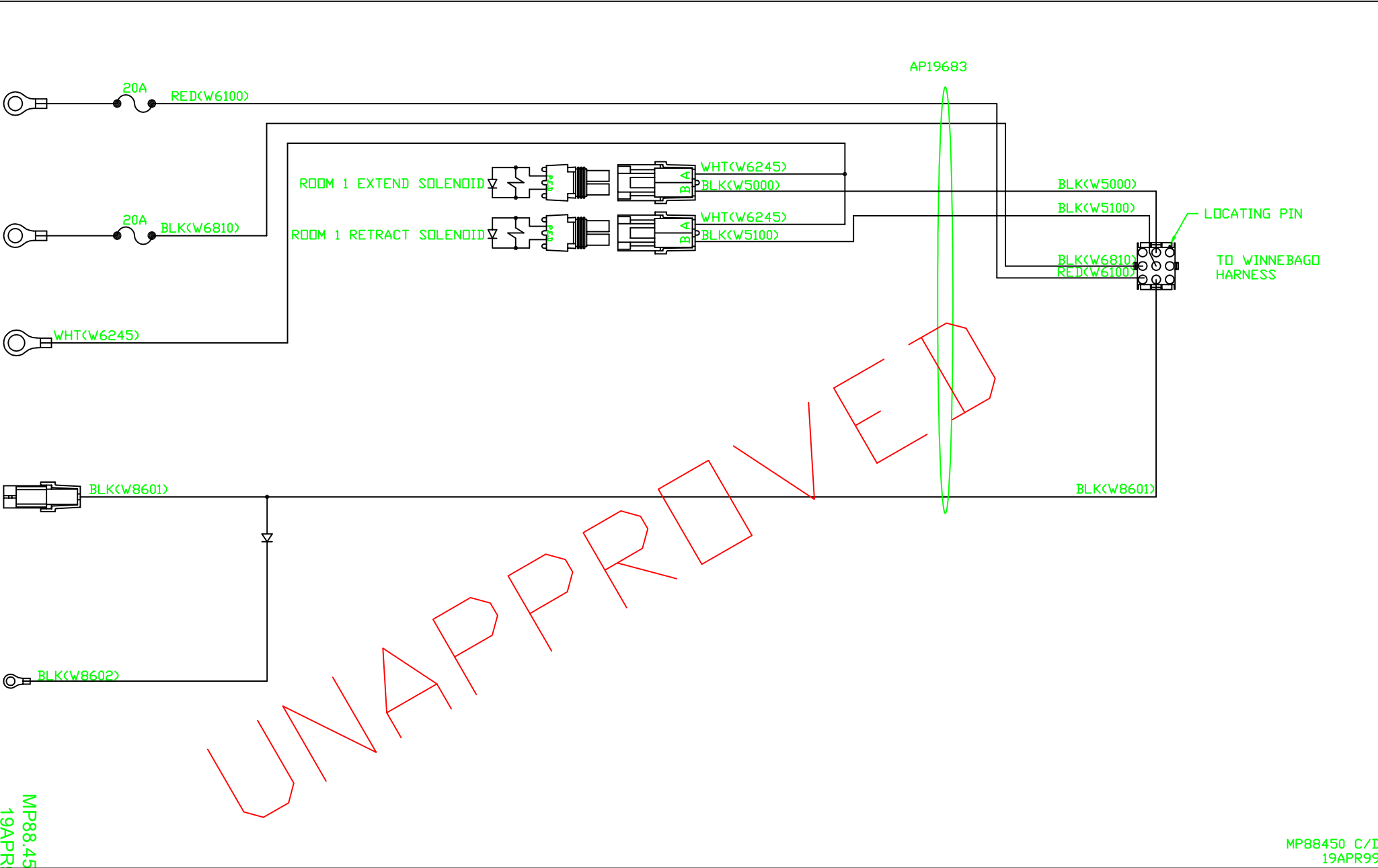


- | | |
|-------------------|----------------|
| P6 | P7 |
| 1) JACK INTERRUPT | 1) NC |
| 2) NC | 2) NC |
| 3) ACC. | 3) PRESS. SW. |
| P8 | 4) LR SOLENOID |
| 1) SW. BATT. | 5) RR SOLENOID |
| 2) SW. BATT. | 6) LF SOLENOID |
| 3) SW. BATT. | 7) NC |
| 4) NC | 8) RF SOLENOID |
| 5) PARK BRAKE | 9) NC |
| 6) PUMP RELAY | |

UNAPPROVED

MP88.45
19APR99


MP88450 B/D
19APR99



MP88.45
19APR99

MP88450 C/D
19APR99

NOT SUPPLIED BY HWH



- PIN 1) NC
- PIN 2) NC
- PIN 3) NC
- PIN 4) DR - ROOM 1 EXTEND
- PIN 5) DU - ROOM 1 RETRACT
- PIN 6) DDA - ROOM 1 PUMP RELAY
- PIN 7) NC
- PIN 8) CCZ - SWITCHED BATTERY POWER
- PIN 9) CCY - BATTERY POWER

UNAPPROVED