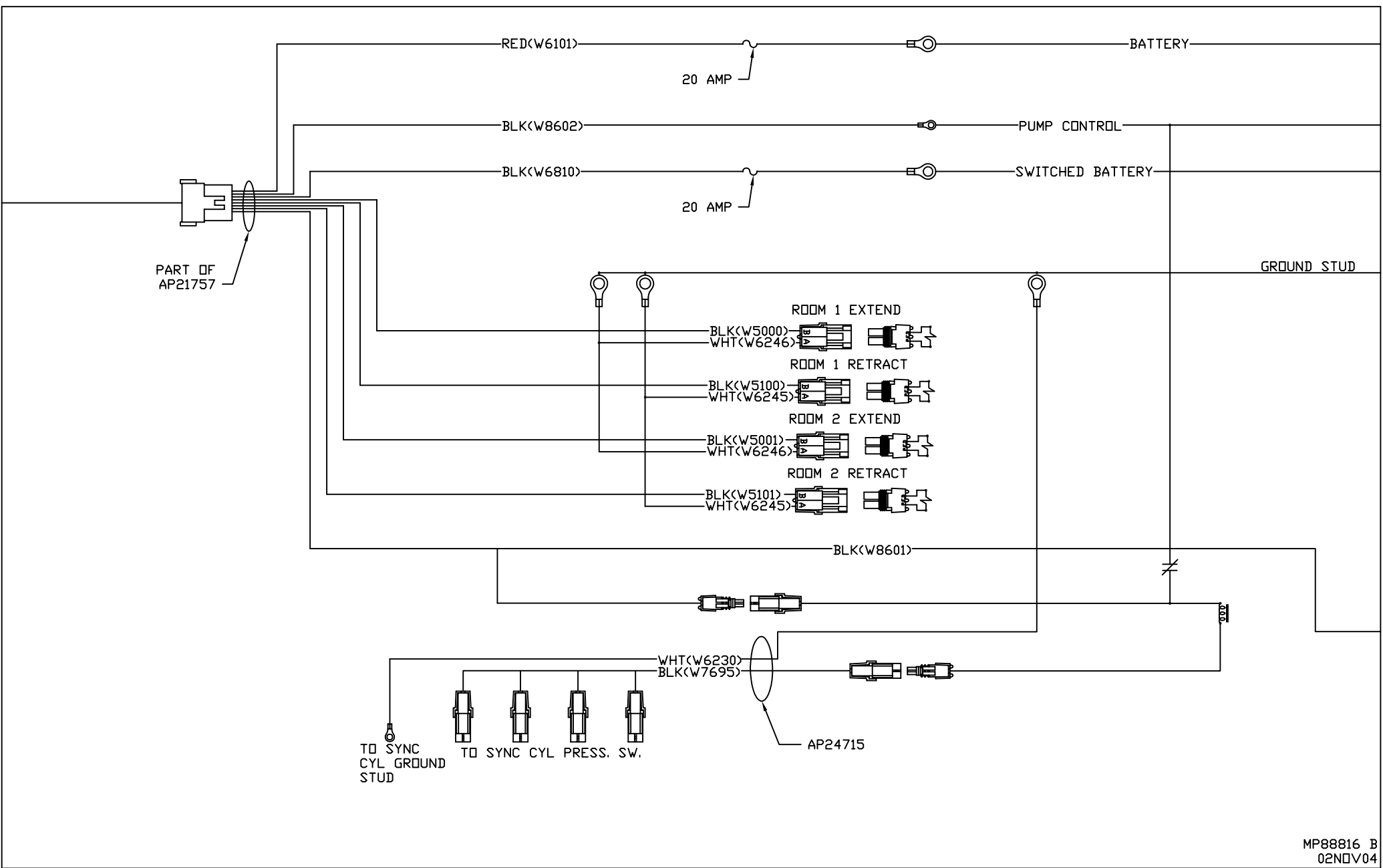
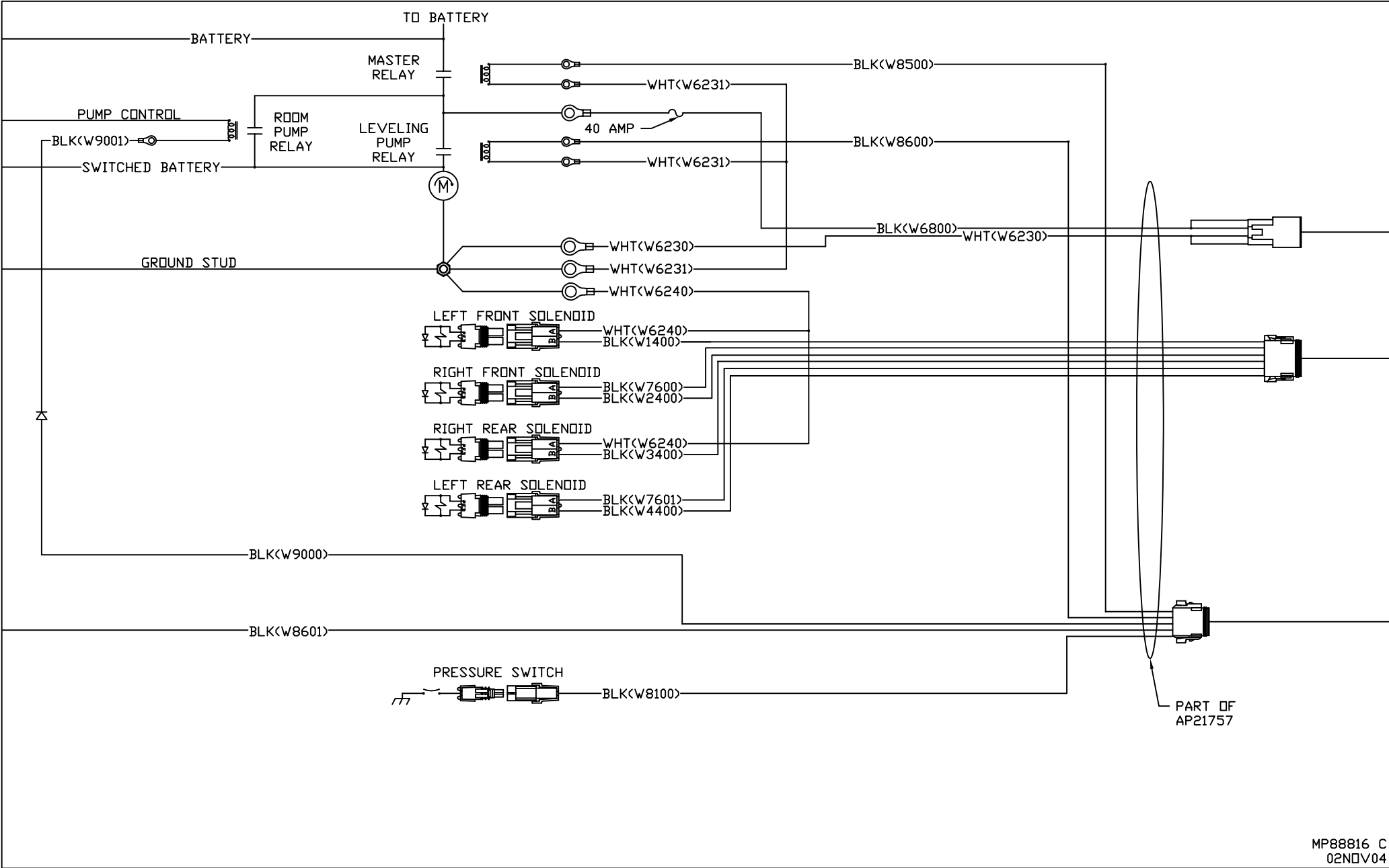


|  |      |          |  |              |            |
|--|------|----------|--|--------------|------------|
|  |      |          | HWH I-80 EXIT 267 SOUTH<br>RT 1 MOSCOW, IOWA 52760 |              |            |
|  |      |          | SCALE 1:3  | DATE 02NOV04 | DRAWN BY . |
|  |      |          | SYSTEM SCHEMATIC ELEC                              |              |            |
| NO.  | DATE | REVISION |  |              |            |
| THE INFORMATION DISCLOSED ON THIS DRAWING IS CONFIDENTIAL AND MUST NOT BE DISCLOSED OR USED IN ANY MANNER WHICH WILL BE DETRIMENTAL TO THE HWH CORPORATION |      |          | DRAWING NUMBER<br>MP88816 A/E                      |              |            |





- PIN
1. BLK(W6800)
  2. BLK(W6800)
  3. WHT(W6230)
  4. WHT(W6230)

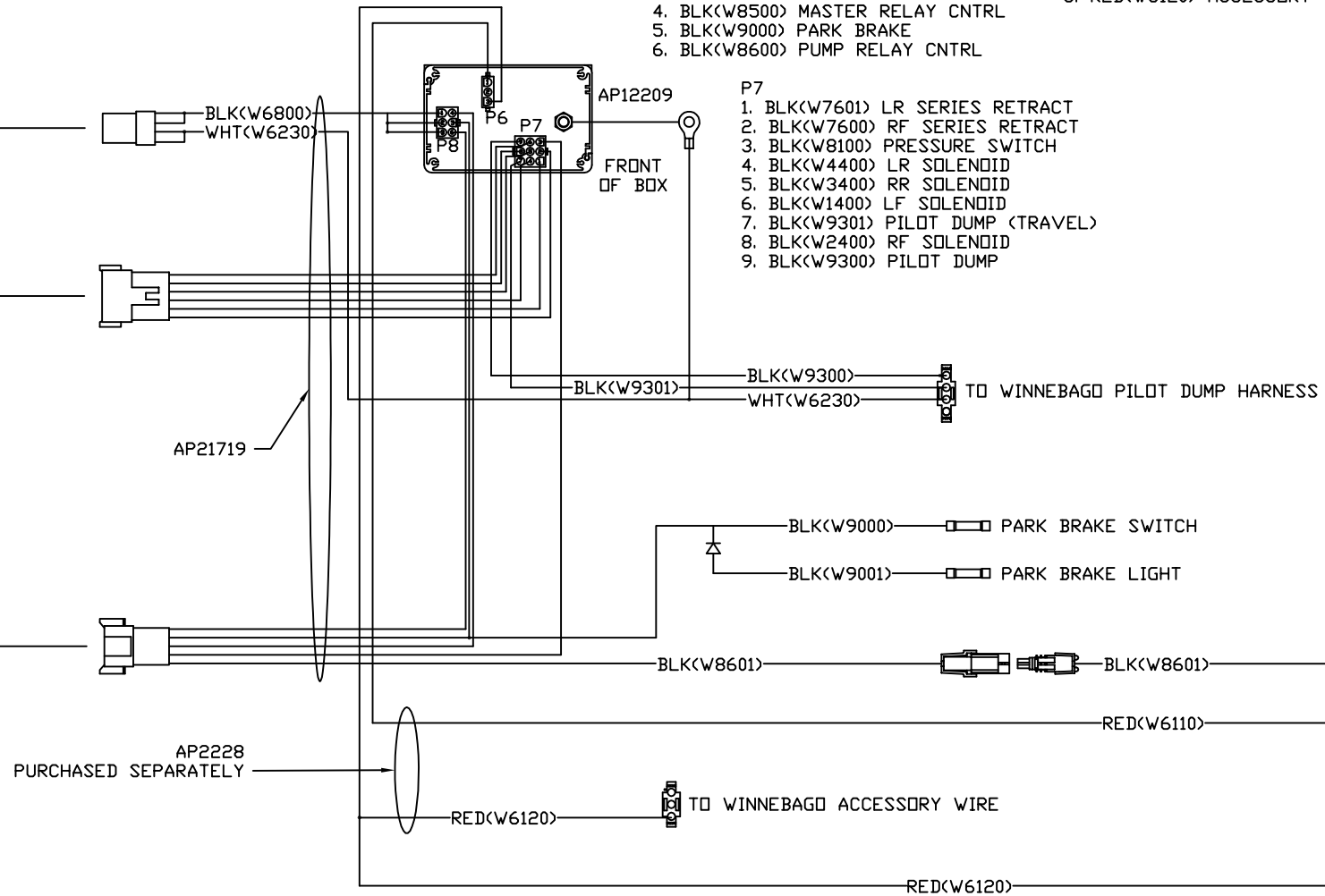
- PIN
1. N/C
  2. BLK(W4400)
  3. BLK(W2400)
  4. BLK(W1400)
  5. BLK(W3400)
  6. N/C
  7. N/C
  8. BLK(W7601)
  9. BLK(W7600)
  10. N/C
  11. N/C
  12. N/C

- PIN
1. BLK(W8600)
  2. BLK(W8500)
  3. BLK(W8601)
  4. N/C
  5. N/C
  6. BLK(W8100)
  7. BLK(W9000)
  8. N/C

- P8
1. BLK(W6800) SW. BATT
  2. BLK(W6800) SW. BATT
  3. BLK(W6800) SW. BATT
  4. BLK(W8500) MASTER RELAY CNTRL
  5. BLK(W9000) PARK BRAKE
  6. BLK(W8600) PUMP RELAY CNTRL

- P6
1. RED(W6110) IGNITION
  2. N/C
  3. RED(W6120) ACCESSORY

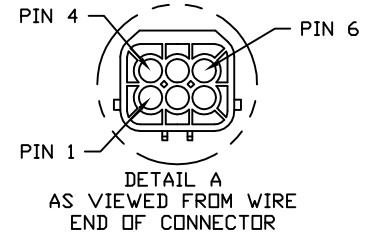
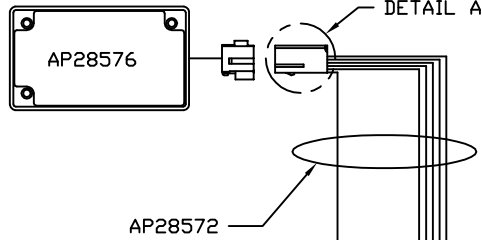
- P7
1. BLK(W7601) LR SERIES RETRACT
  2. BLK(W7600) RF SERIES RETRACT
  3. BLK(W8100) PRESSURE SWITCH
  4. BLK(W4400) LR SOLENOID
  5. BLK(W3400) RR SOLENOID
  6. BLK(W1400) LF SOLENOID
  7. BLK(W9301) PILOT DUMP (TRAVEL)
  8. BLK(W2400) RF SOLENOID
  9. BLK(W9300) PILOT DUMP



- P1 & P2
1. BLACK
  2. KEY PIN
  3. ORANGE
  4. BROWN
  5. RED
  6. PURPLE
  7. WHITE
  8. GREEN/BLACK
  9. NC
  10. YELLOW
  11. BLUE

- P5
1. WHT(W6235) GROUND
  2. BLK(W1000) LF WARN SW
  3. BLK(W2000) RF WARN SW
  4. BLK(W3000) RR WARN SW
  5. BLK(W4000) LR WARN SW
  6. KEY PIN
  7. BLK(W1200) LF PRESS SW
  8. BLK(W2200) RF PRESS SW
  9. BLK(W3200) RR PRESS SW
  10. BLK(W4200) LR PRESS SW

NOTE: AP28576 AND AP28572 IS PART OF AP28577



1. REAR SENSE (ORANGE)
2. GROUND (WHITE)
3. + 12 V (RED)
4. LEFT SIDE SENSE (YELLOW)
5. FRONT SENSE (BLACK)
6. RIGHT SIDE SENSE (GREEN)

- P3
1. N/C
  2. BLK(W8601) JACK INTERRUPT
  3. N/C
  4. BLK(W7699) WARN LIGHT/BUZZ
  5. KEY PIN
  6. N/C

- P4
1. REAR SENSE (ORANGE)
  2. RIGHT SIDE SENSE (GREEN)
  3. FRONT SENSE (BLACK)
  4. LEFT SIDE SENSE (YELLOW)
  5. GROUND (WHITE)

