

AP26778

- GRAY 12 PIN
1. BLK(W1400) LF CONTROL
  2. BLK(W3400) RR CONTROL
  3. BLK(W9301) TRAVEL
  4. WHT(W6230) GROUND
  5. BLK(W8110) PSW DISABLE
  6. BLK(W9300) DUMP
  7. BLK(W9000) PARK BRAKE
  8. N/C
  9. BLK(W2400) RF CONTROL
  10. BLK(W4400) LR CONTROL
  11. BLK(W8600) PUMP RELAY CONTROL
  12. BLK(W6121) ACCESSORY

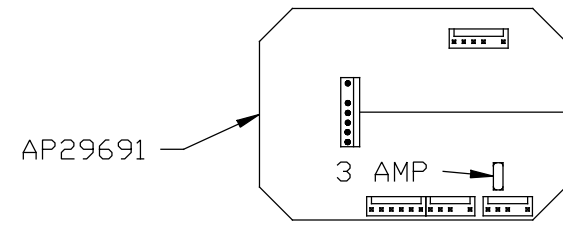
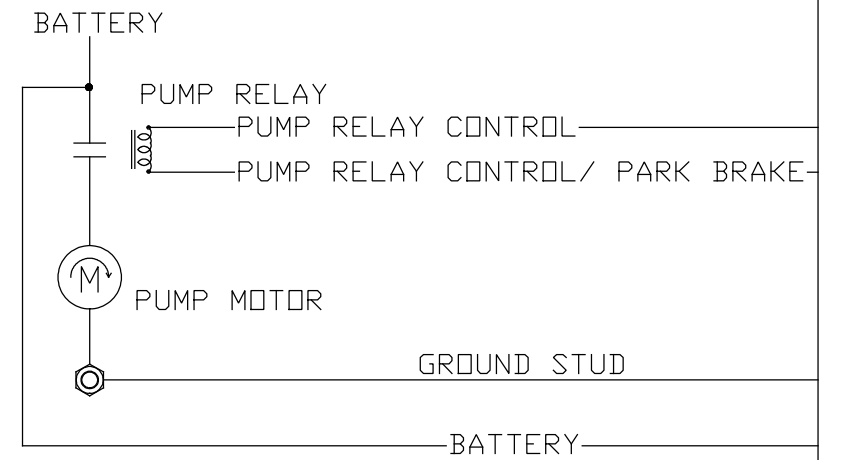
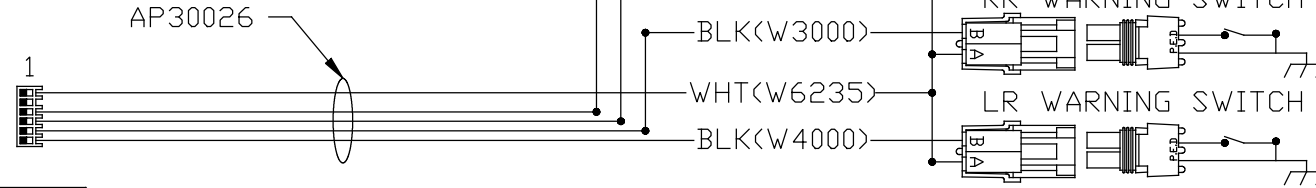
- BROWN 12 PIN
1. N/C
  2. WHT(W6243) GROUND
  3. WHT(W6242) GROUND
  4. WHT(W6241) GROUND
  5. WHT(W6240) GROUND
  6. BLK(W8100) MANIFOLD PRESS SW.
  7. BLK(W9000) PARK BRAKE
  8. BLK(W4400) LEFT REAR SOLENOID
  9. BLK(W2400) RIGHT FRONT SOLENOID
  10. BLK(W1400) LEFT FRONT SOLENOID
  11. BLK(W3400) RIGHT REAR SOLENOID
  12. BLK(W8600) PUMP RELAY CONTROL

- GRAY 8 PIN
1. BLK(W0400) REAR SENSE
  2. BLK(W0300) RIGHT SIDE SENSE
  3. BLK(W0200) FRONT SENSE
  4. BLK(W0100) LEFT SIDE SENSE
  5. N/C
  6. N/C
  7. N/C
  8. BLK(W6122) ACCESSORY

- GRAY 4 PIN
1. RED(W6100) BATTERY
  2. RED(W6100) BATTERY
  3. WHT(W6230) GROUND
  4. WHT(W6230) GROUND

			HWH		I-80 EXIT 267 SOUTH RT 1 MOSCOW, IDWA 52760	
			SCALE 1:3	DATE 29MAR03	DRAWN BY .	
			SYSTEM SCHEMATIC ELEC			
NO.	DATE	REVISION				
THE INFORMATION DISCLOSED ON THIS DRAWING IS CONFIDENTIAL AND MUST NOT BE DISCLOSED OR USED IN ANY MANNER WHICH WILL BE DETRIMENTAL TO THE HWH CORPORATION			DRAWING NUMBER MP89014 A/D			

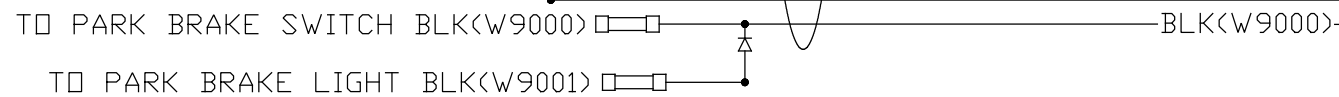
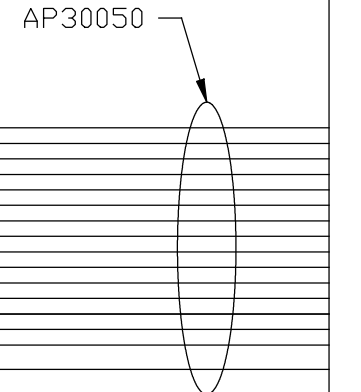
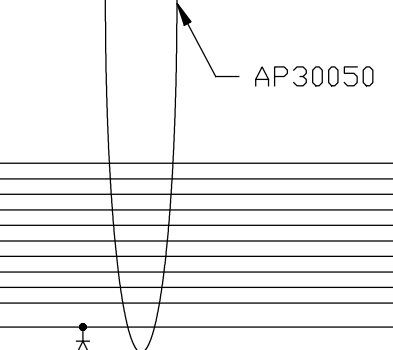
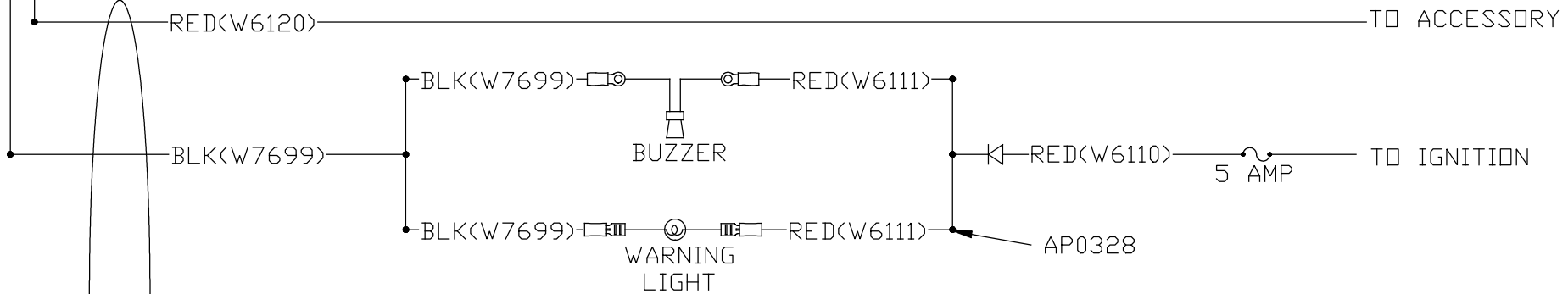
- PIN
- 1. WHT(W6235) GND
  - 2. N/C
  - 3. BLK(W1000) LF WARNING SW
  - 4. BLK(W2000) RF WARNING SW
  - 5. BLK(W3000) RR WARNING SW
  - 6. BLK(W4000) LR WARNING SW

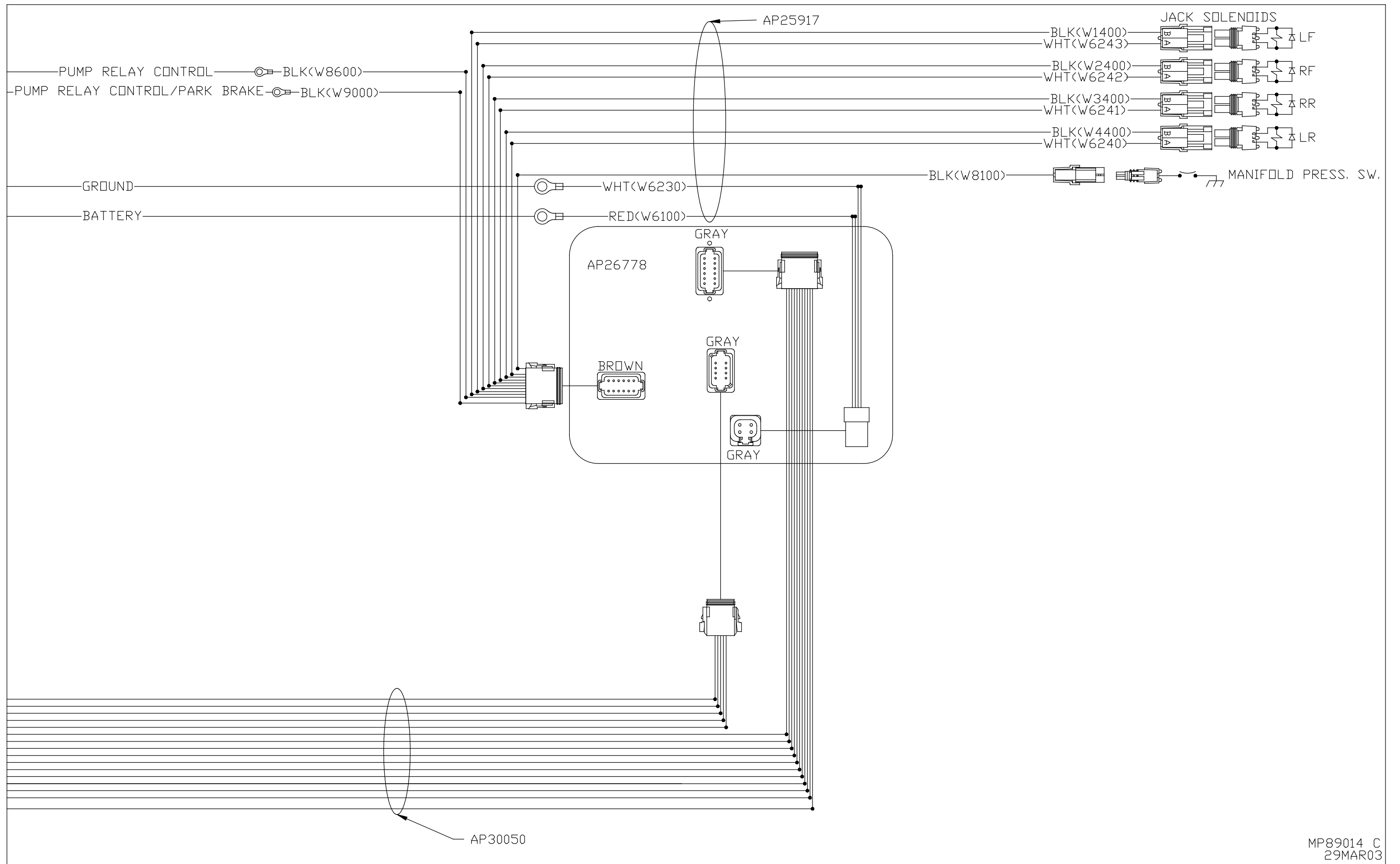


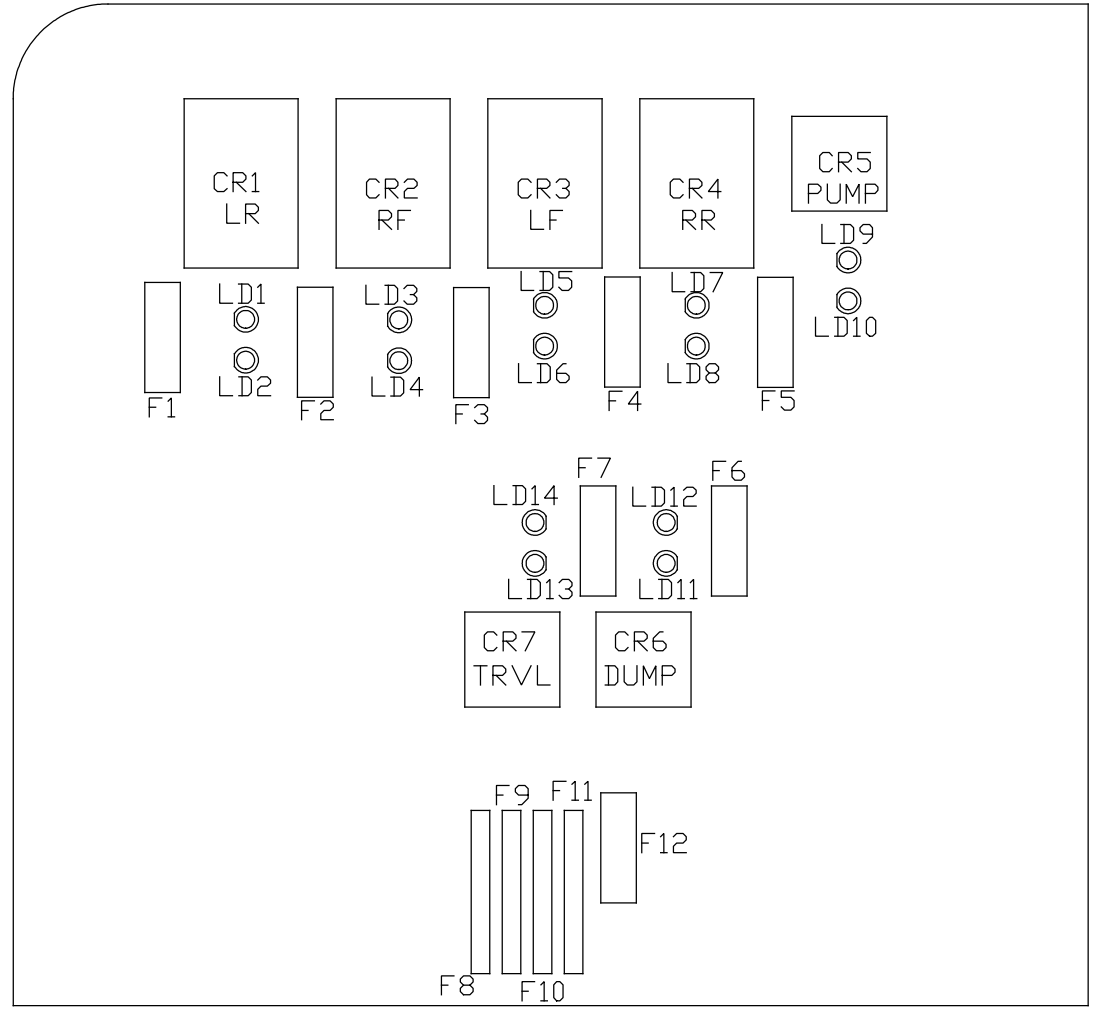
- PIN
- 1. BLK(W6121) ACCESSORY
  - 2. KEY PIN
  - 3. WHT(W6230) GROUND
  - 4. BLK(W9301) TRAVEL
  - 5. BLK(W9300) DUMP
  - 6. BLK(W1400) LF CONTROL
  - 7. BLK(W4400) LR CONTROL
  - 8. BLK(W3400) RR CONTROL
  - 9. BLK(W2400) RF CONTROL
  - 10. BLK(W8600) PUMP RELAY
  - 11. BLK(W8110) PSW DISABLE

- PIN
- 1. BLK(W6122) ACCESSORY
  - 2. BLK(W0400) REAR SENSE
  - 3. BLK(W0300) RIGHT SIDE SENSE
  - 4. BLK(W0200) FRONT SENSE
  - 5. BLK(W0100) LEFT SIDE SENSE
  - 6. N/C
  - 7. N/C

- PIN
- 1. RED(W6120) ACCESSORY
  - 2. N/C
  - 3. N/C
  - 4. BLK(W7699) WARN/BUZZER CONTROL
  - 5. N/C







LED #	RATING	DESCRIPTION
F1	15 AMP	LEFT REAR OUTPUT
F2	15 AMP	RIGHT FRONT OUTPUT
F3	15 AMP	LEFT FRONT OUTPUT
F4	15 AMP	RIGHT REAR OUTPUT
F5	5 AMP	PUMP OUTPUT
F6	5 AMP	DUMP OUTPUT
F7	5 AMP	TRAVEL OUTPUT
F8	---	ROOM 1
F9	---	ROOM 2
F10	---	ROOM 3
F11	---	ROOM 4
F12	3	PARK BRAKE

LED #	COLOR	DESCRIPTION
LED 1	YELLOW	LR COIL
LED 2	RED	LR CONTACT
LED 3	YELLOW	RF COIL
LED 4	RED	RF CONTACT
LED 5	YELLOW	LF COIL
LED 6	RED	LF CONTACT
LED 7	YELLOW	RR COIL
LED 8	RED	RR CONTACT
LED 9	YELLOW	PUMP COIL
LED 10	RED	PUMP CONTACT
LED 11	YELLOW	DUMP COIL
LED 12	RED	DUMP CONTACT
LED 13	YELLOW	TRAVEL COIL
LED 14	RED	TRAVEL CONTACT