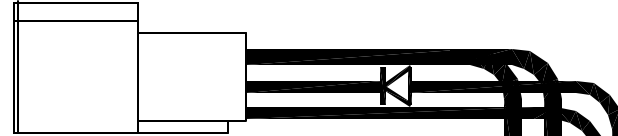
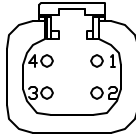
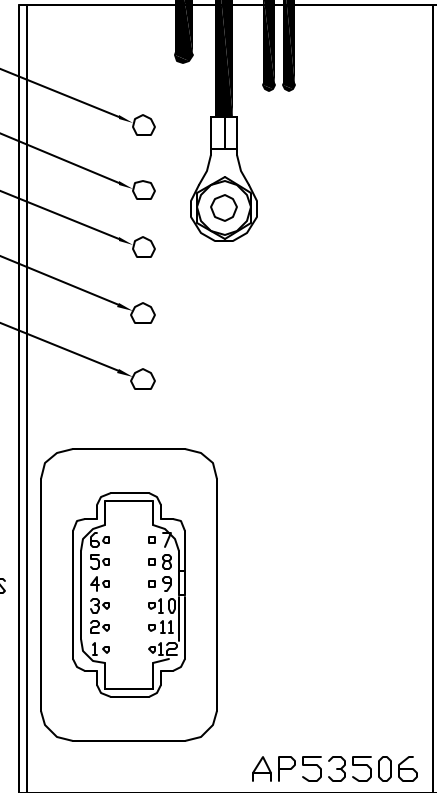


- PIN
1. BLK(W6810) BATTERY
 2. BLK(W6800) BATTERY
 3. BLK(W8601) PUMP (HAS DIODE)
 4. WHT(W6230) GROUND



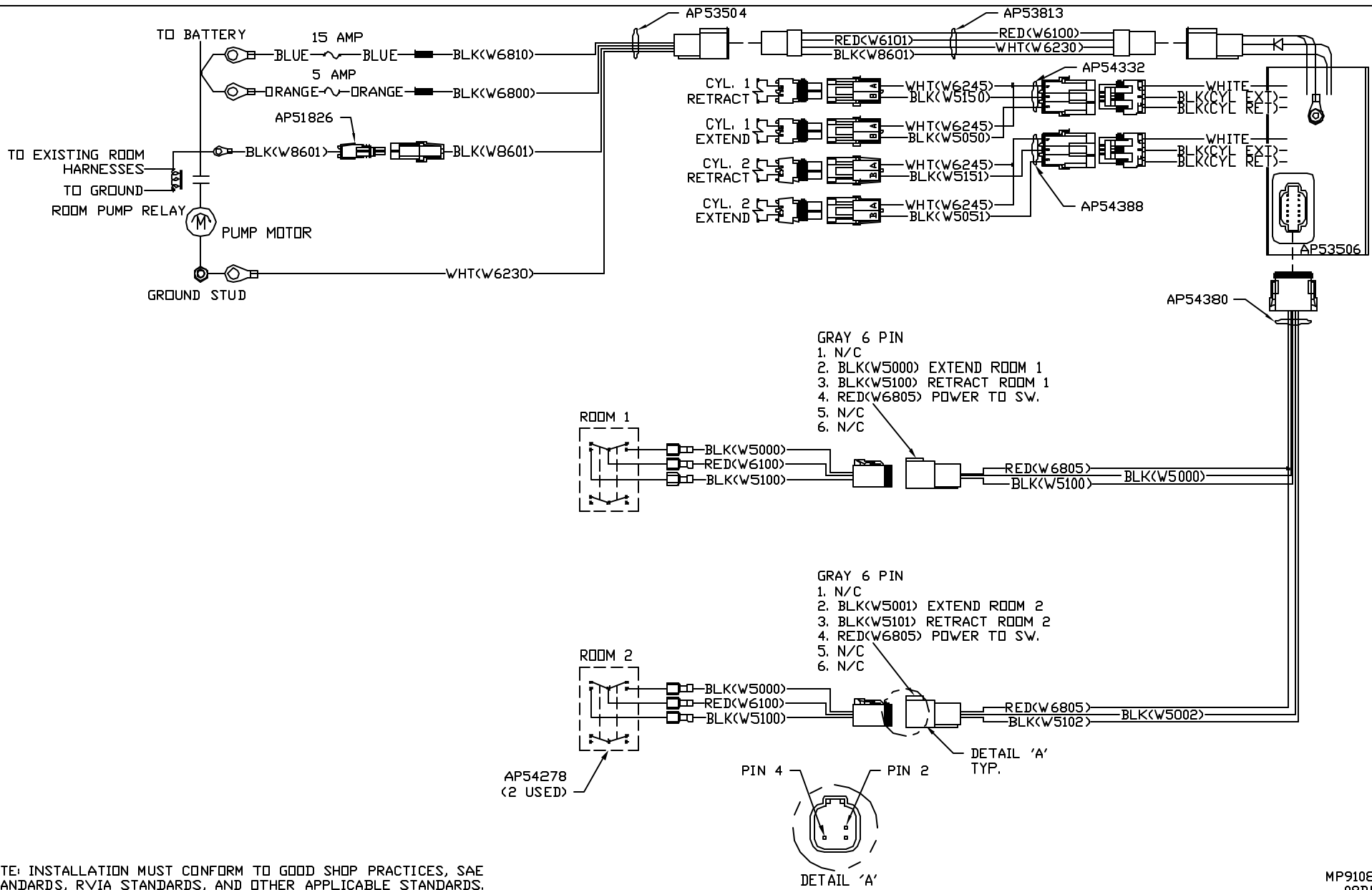
- RETRACT ROOM 1
- EXTEND ROOM 1
- RETRACT ROOM 2
- EXTEND ROOM 2
- PUMP



- PIN
1. BLK(W5000) EXTEND ROOM 1
 2. BLK(W5100) RETRACT ROOM 1
 3. BLK(W5001) EXTEND ROOM 2
 4. BLK(W5101) RETRACT ROOM 2
 5. N/C
 6. N/C
 7. RED(W6805) +12V TO ROOM SWITCHES
 8. N/C
 9. N/C
 10. N/C
 11. N/C
 12. N/C

NOTE: INSTALLATION MUST CONFORM TO GOOD SHOP PRACTICES, SAE STANDARDS, RVIA STANDARDS, AND OTHER APPLICABLE STANDARDS.

		HWH		I-80 EXIT 267 SOUTH RT 1 MOSCOW, IOWA 52760	
		SCALE 1:3	DATE 08DEC14	DRAWN BY .	
		SYSTEM SCHEMATIC ELEC			
NO.	DATE	REVISION		DRAWING NUMBER	
THE INFORMATION DISCLOSED ON THIS DRAWING IS CONFIDENTIAL AND MUST NOT BE DISCLOSED OR USED IN ANY MANNER WHICH WILL BE DETRIMENTAL TO THE HWH CORPORATION				MP91085 A/B	



NOTE: INSTALLATION MUST CONFORM TO GOOD SHOP PRACTICES, SAE STANDARDS, RVIA STANDARDS, AND OTHER APPLICABLE STANDARDS.