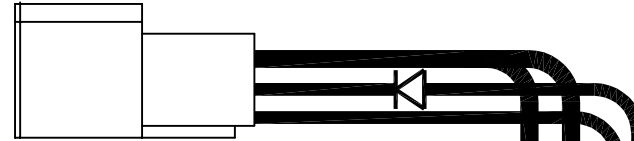
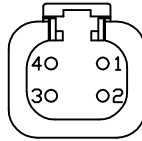


PIN

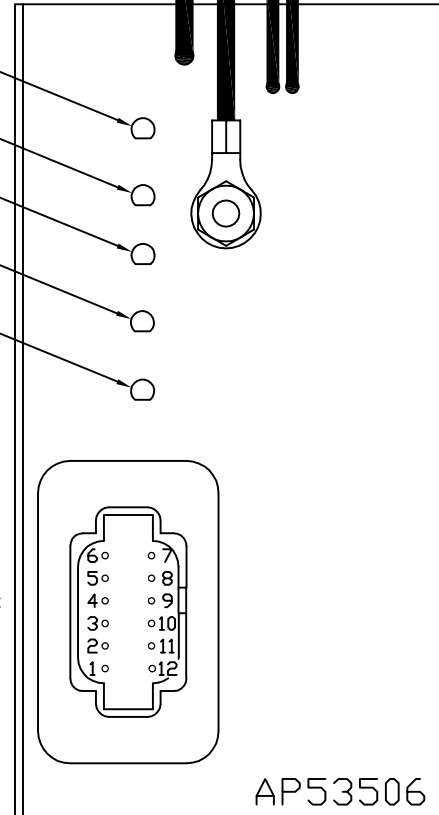
- 1. BLK(W6810) SW. BATTERY FROM PUMP RELAY
- 2. BLK(W6800) BATTERY
- 3. BLK(W8601) PUMP (HAS DIODE)
- 4. WHT(W6230) GROUND



- EXTEND CYL. 1
- RETRACT CYL. 1
- EXTEND CYL. 2
- RETRACT CYL. 2
- PUMP

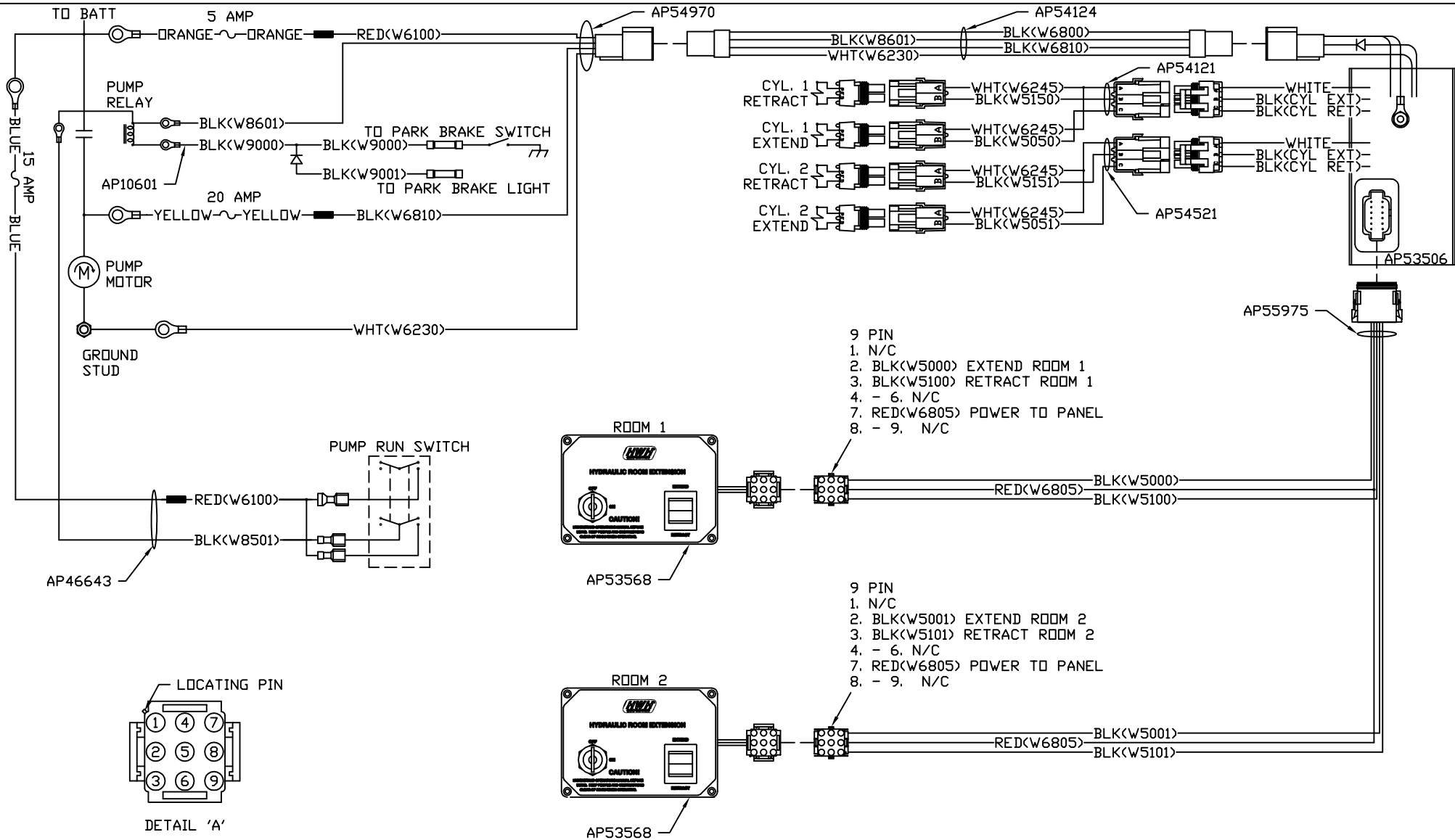
PIN

- 1. BLK(W5000) EXTEND ROOM 1
- 2. BLK(W5100) RETRACT ROOM 1
- 3. BLK(W5101) EXTEND ROOM 2
- 4. BLK(W5101) RETRACT ROOM 2
- 5. N/C
- 6. N/C
- 7. RED(W6805) +12V TO ROOM SWITCHES
- 8. N/C
- 9. N/C
- 10. N/C
- 11. N/C
- 12. N/C



NOTE: INSTALLATION MUST CONFORM TO GOOD SHOP PRACTICES, SAE STANDARDS, RVIA STANDARDS, AND OTHER APPLICABLE STANDARDS.

			HWH I-80 EXIT 267 SOUTH RT 1 MOSCOW, IOWA 52760		
			SCALE 1:3	DATE 29NOV17	DRAWN BY .
			SYSTEM SCHEMATIC ELEC		
NO.	DATE	REVISION	DRAWING NUMBER MP91329 A/B		
THE INFORMATION DISCLOSED ON THIS DRAWING IS CONFIDENTIAL AND MUST NOT BE DISCLOSED OR USED IN ANY MANNER WHICH WILL BE DETRIMENTAL TO THE HWH CORPORATION					



NOTE: INSTALLATION MUST CONFORM TO GOOD SHOP PRACTICES, SAE STANDARDS, RVIA STANDARDS, AND OTHER APPLICABLE STANDARDS.