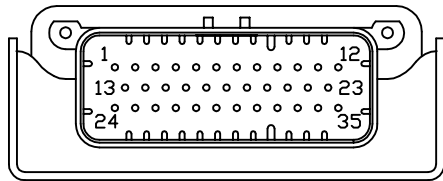
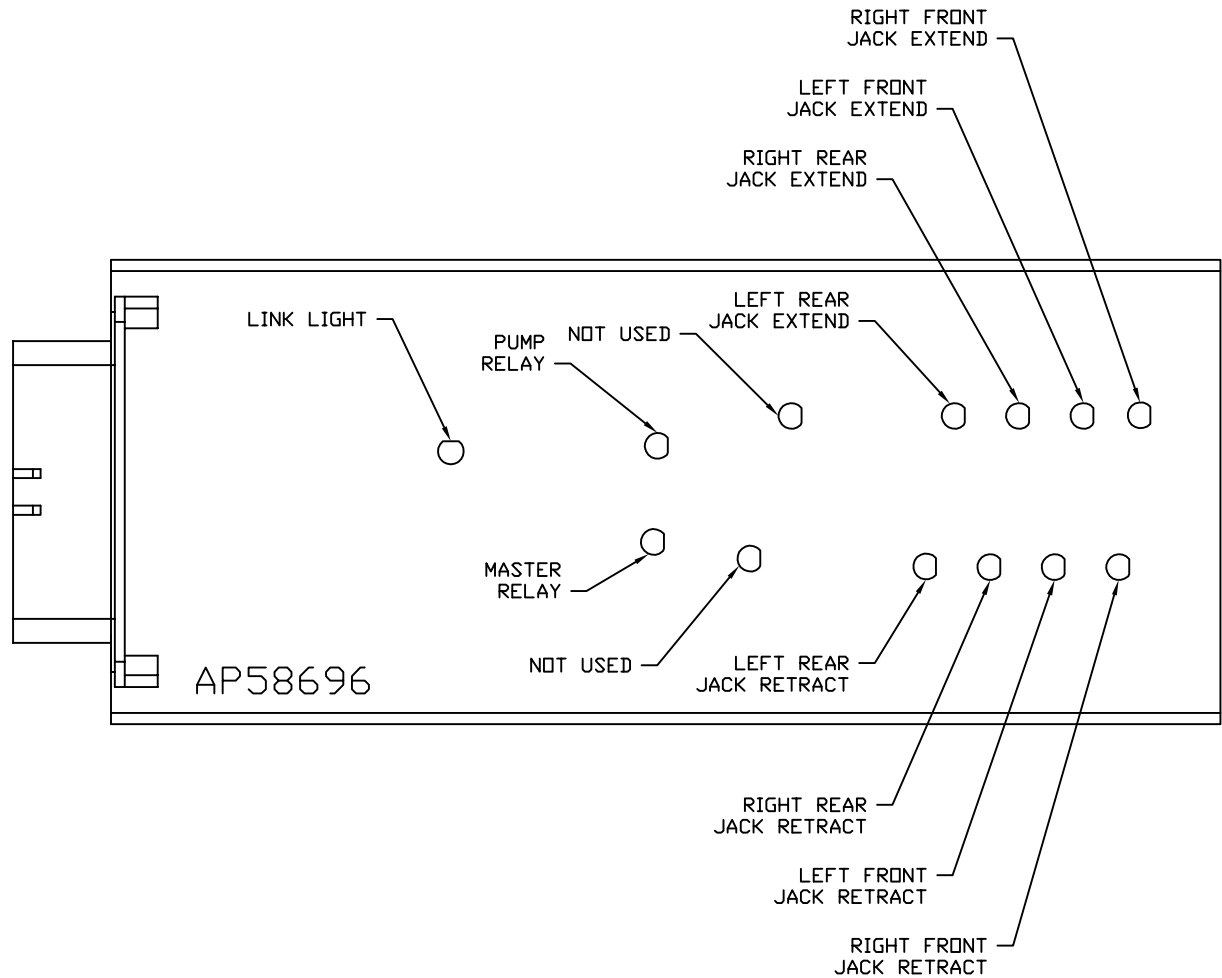


FRONT VIEW - AP58696



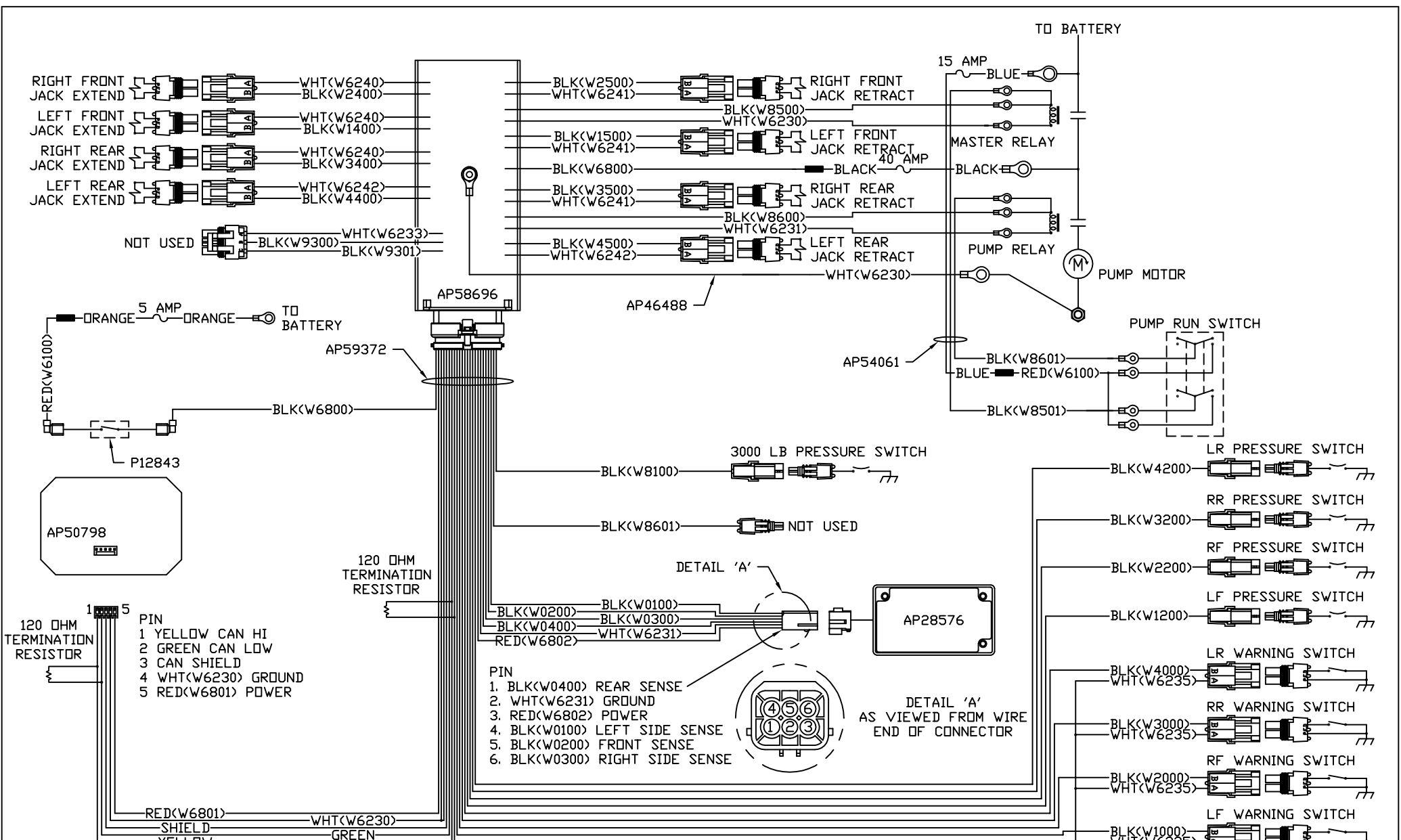
- PIN
1. WHT(W6230) - GROUND
  2. N/C
  3. N/C
  4. BLK(W0100) - LEFT SIDE SENSE
  5. BLK(W0400) - REAR SENSE
  6. BLK(W3000) - RIGHT REAR JACK WARNING SWITCH
  7. BLK(W2200) - RIGHT FRONT JACK PRESSURE SWITCH
  8. N/C
  9. BLK(W8601) - NOT USED
  10. N/C
  11. WHT(W6235) - WARNING SWITCH GROUND
  12. N/C
  13. N/C
  14. N/C
  15. N/C
  16. BLK(W0300) - RIGHT SIDE SENSE
  17. BLK(W2000) - RIGHT FRONT JACK WARNING SWITCH
  18. BLK(W1200) - LEFT FRONT JACK PRESSURE SWITCH
  19. N/C
  20. WHT(W6230) - TOUCH PANEL GROUND
  21. CAN SHIELD
  22. YELLOW - CAN HIGH
  23. GREEN - CAN LOW
  24. N/C
  25. BLK(W4200) - LEFT REAR JACK PRESSURE SWITCH
  26. BLK(W8100) - 3000 LB. PRESSURE SWITCH
  27. BLK(W0200) - FRONT SENSE
  28. BLK(W1000) - LEFT FRONT JACK WARNING SWITCH
  29. BLK(W4000) - LEFT REAR JACK WARNING SWITCH
  30. BLK(W3200) - RIGHT REAR JACK PRESSURE SWITCH
  31. N/C
  32. WHT(W6231) - LEVEL SENSOR GROUND
  33. RED(W6802) - LEVEL SENSOR POWER
  34. RED(W6801) - TOUCH PANEL POWER
  35. BLK(W6800) - SWITCHED BATTERY FROM PANEL

NOTE: WIRE NUMBERS ON THIS SHEET ARE REFERENCED TO HARNESS PLUGS.



		<b>HWH</b>		I-80 EXIT 267 SOUTH RT 1 MOSCOW, IOWA 52760	
		SCALE 1:3	DATE 28AUG18	DRAWN BY .	
		<b>SYSTEM SCHEMATIC ELEC</b>			
NO.	DATE	REVISION			
		THE INFORMATION DISCLOSED ON THIS DRAWING IS CONFIDENTIAL AND MUST NOT BE DISCLOSED OR USED IN ANY MANNER WHICH WILL BE DETRIMENTAL TO THE HWH CORPORATION			
				DRAWING NUMBER MP91417 A/B	

NOTE: INSTALLATION MUST CONFORM TO GOOD SHOP PRACTICES, SAE STANDARDS, RVIA STANDARDS, AND OTHER APPLICABLE STANDARDS.



NOTE: INSTALLATION MUST CONFORM TO GOOD SHOP PRACTICES, SAE STANDARDS, RVIA STANDARDS, AND OTHER APPLICABLE STANDARDS.