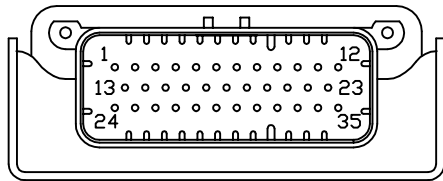
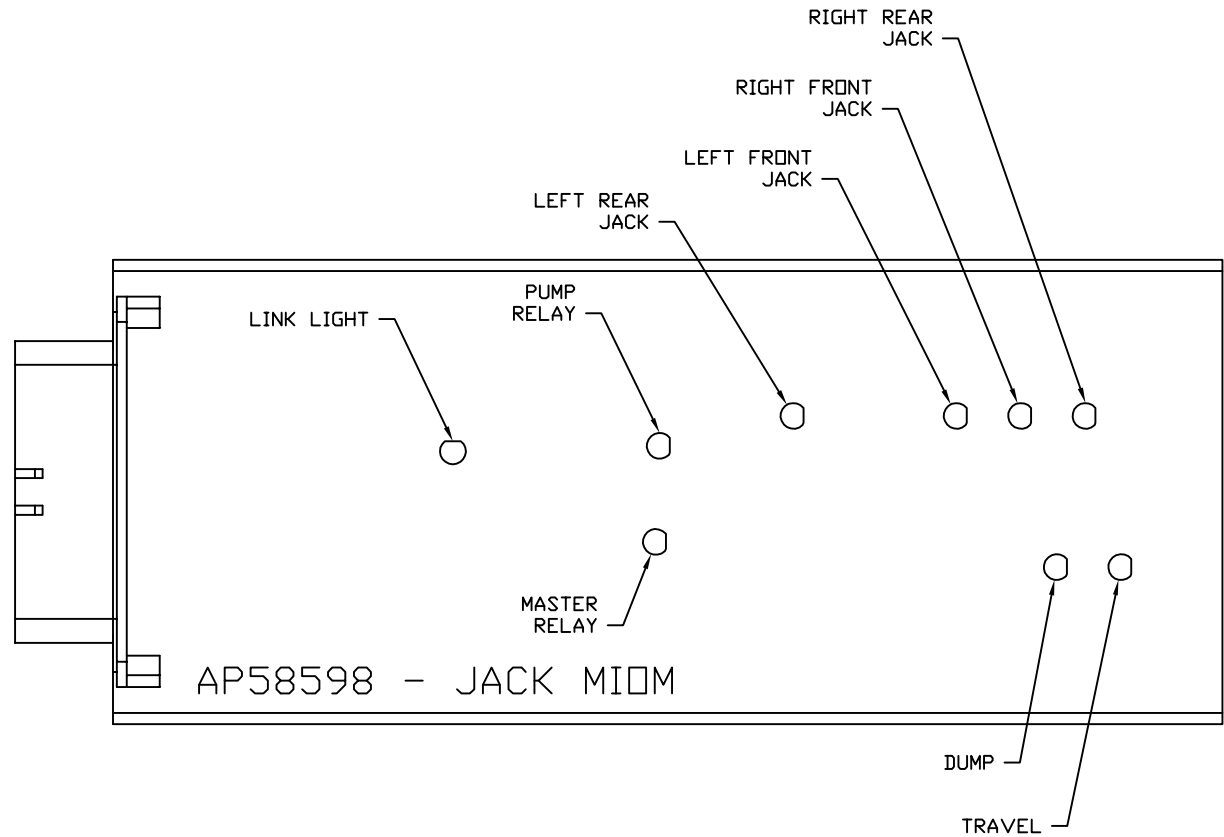


FRONT VIEW - AP58598



- PIN
1. BLK(W9000) - PARK BRAKE
 2. N/C
 3. BLK(W8101) - 50 LB. PRESSURE SWITCH
 4. BLK(W0100) - LEFT SIDE SENSE
 5. BLK(W0400) - REAR SENSE
 6. BLK(W3000) - RIGHT REAR JACK WARNING SWITCH
 7. BLK(W2200) - RIGHT FRONT JACK PRESSURE SWITCH
 8. N/C
 9. BLK(W8601) - GEN SLIDE PUMP REQUEST
 10. N/C
 11. WHT(W6235) - WARNING SWITCH GROUND
 12. N/C
 13. RED(W6110) - IGNITION SENSE
 14. N/C
 15. N/C
 16. BLK(W0300) - RIGHT SIDE SENSE
 17. BLK(W2000) - RIGHT FRONT JACK WARNING SWITCH
 18. BLK(W1200) - LEFT FRONT JACK PRESSURE SWITCH
 19. N/C
 20. WHT(W6230) - TOUCH PANEL GROUND
 21. CAN SHIELD
 22. YELLOW - CAN HIGH
 23. GREEN - CAN LOW
 24. N/C
 25. BLK(W4200) - LEFT REAR JACK PRESSURE SWITCH
 26. BLK(W8100) - 3000 LB. PRESSURE SWITCH
 27. BLK(W0200) - FRONT SENSE
 28. BLK(W1000) - LEFT FRONT JACK WARNING SWITCH
 29. BLK(W4000) - LEFT REAR JACK WARNING SWITCH
 30. BLK(W3200) - RIGHT REAR JACK PRESSURE SWITCH
 31. N/C
 32. WHT(W6231) - LEVEL SENSOR GROUND
 33. RED(W6121) - LEVEL SENSOR POWER
 34. RED(W6801) - TOUCH PANEL POWER
 35. RED(W6105) - OEM SUPPLIED 5A BATTERY POWER

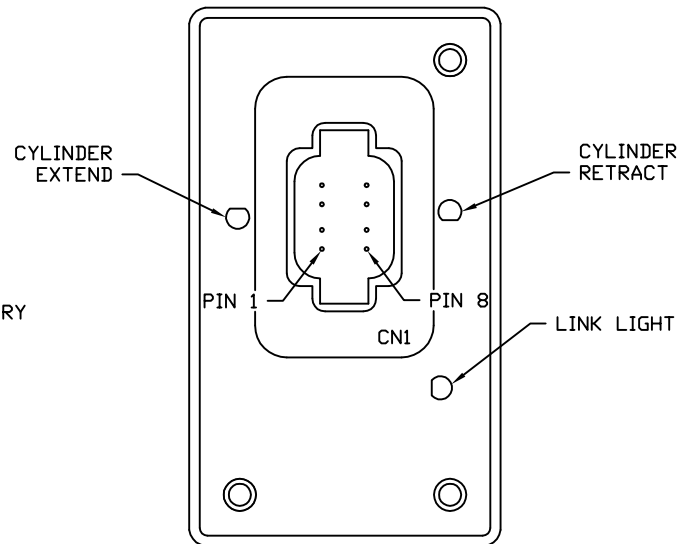
NOTE: WIRE NUMBERS ON THIS SHEET ARE REFERENCED TO HARNESS PLUGS.



NOTE: INSTALLATION MUST CONFORM TO GOOD SHOP PRACTICES, SAE STANDARDS, RVIA STANDARDS, AND OTHER APPLICABLE STANDARDS.

| | | | | | |
|--|---------|-----------------------|--|--------------|------------|
| | | | HWH I-80 EXIT 267 SOUTH RT 1 MOSCOW, IOWA 52760 | | |
| ▲ | 20JUN19 | ADDED AP59910 | SCALE 1:3 | DATE 13DEC18 | DRAWN BY . |
| ▲ | 03MAY19 | REMOVED RAISE / LOWER | SYSTEM SCHEMATIC ELEC | | |
| ▲ | 27FEB19 | WAS AP55890 | | | |
| ▲ | 18JAN19 | ADDED AP59894 | DRAWING NUMBER MP91438 A/G | | |
| NO. | DATE | REVISION | | | |
| THE INFORMATION DISCLOSED ON THIS DRAWING IS CONFIDENTIAL AND MUST NOT BE DISCLOSED OR USED IN ANY MANNER WHICH WILL BE DETRIMENTAL TO THE HWH CORPORATION | | | | | |

- | | CNI | PIN |
|---|-----|--------------------------------------|
| △ | 1 | N/C |
| △ | 2 | N/C |
| △ | 3 | RED(W6105) - OEM SUPPLIED 5A BATTERY |
| | 4 | N/C |
| | 5 | CAN SHIELD |
| | 6 | N/C |
| | 7 | GREEN - CAN LOW |
| | 8 | YELLOW - CAN HI |



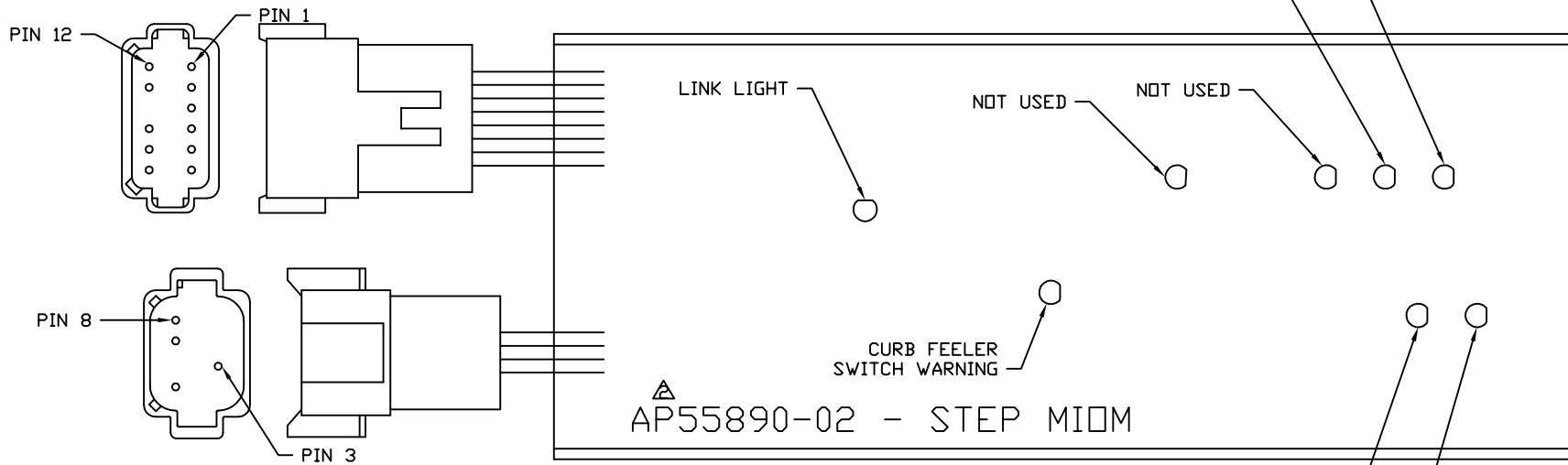
AP59786 - CAB CONTROL MINI MIOM

NOTE: INSTALLATION MUST CONFORM TO GOOD SHOP PRACTICES, SAE STANDARDS, RVIA STANDARDS, AND OTHER APPLICABLE STANDARDS.

MP91438 B
03MAY19

(BROWN)
PIN

- 1 WHT(W6231) - GROUND
- 2 BLK(W5730) - STEP MASTER SWITCH
- 3 BLK(W5731) - MAGNETIC DOOR SWITCH
- 4 BLK(W5732) - CURB FEELER SWITCH
- 5 BLK(W5733) - SHIN GUARD SWITCH
- 6 WHT(W6230) - GROUND
- 7 RED(W6800) - +12V TO STEP MASTER SWITCH
- 8 BLK(W5700) - STEP IN LIMIT SWITCH
- 9 BLK(W5702) - STEP OUT LIMIT SWITCH
- 10 N/C
- 11 BLK(W7540) - OVERRIDE SWITCH
- 12 RED(W6801) - +12V TO MAGNETIC DOOR SWITCH



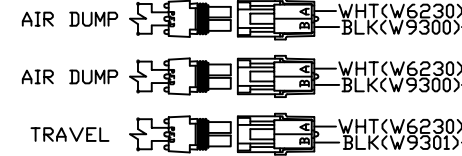
(BLACK)
PIN

- 1 N/C
- 2 N/C
- 3 RED(W6105) - OEM SUPPLIED 5A BATTERY
- 4 N/C
- 5 CAN SHIELD
- 6 N/C
- 7 GREEN - CAN LOW
- 8 YELLOW - CAN HI

NOTE: INSTALLATION MUST CONFORM TO GOOD SHOP PRACTICES, SAE STANDARDS, RVIA STANDARDS, AND OTHER APPLICABLE STANDARDS.

CYLINDER
EXTEND

CYLINDER
RETRACT



△ AP59894

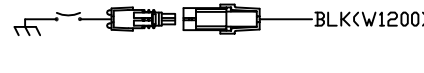
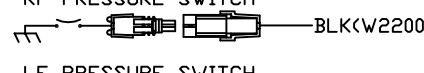
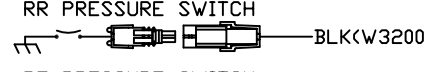
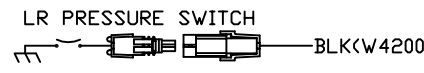
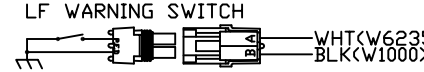
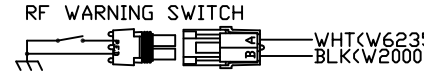
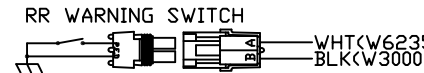
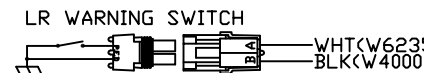
AP59910

CAB CONTROL
MINI MIDM

PART OF
AP59910

AP59786

PIN
1. BLK(W6800) SW. BATTERY
2. WHT(W6230) GROUND



AP59813

120 OHM
TERMINATION
RESISTOR

BLK(W6800) WHT(W6230)

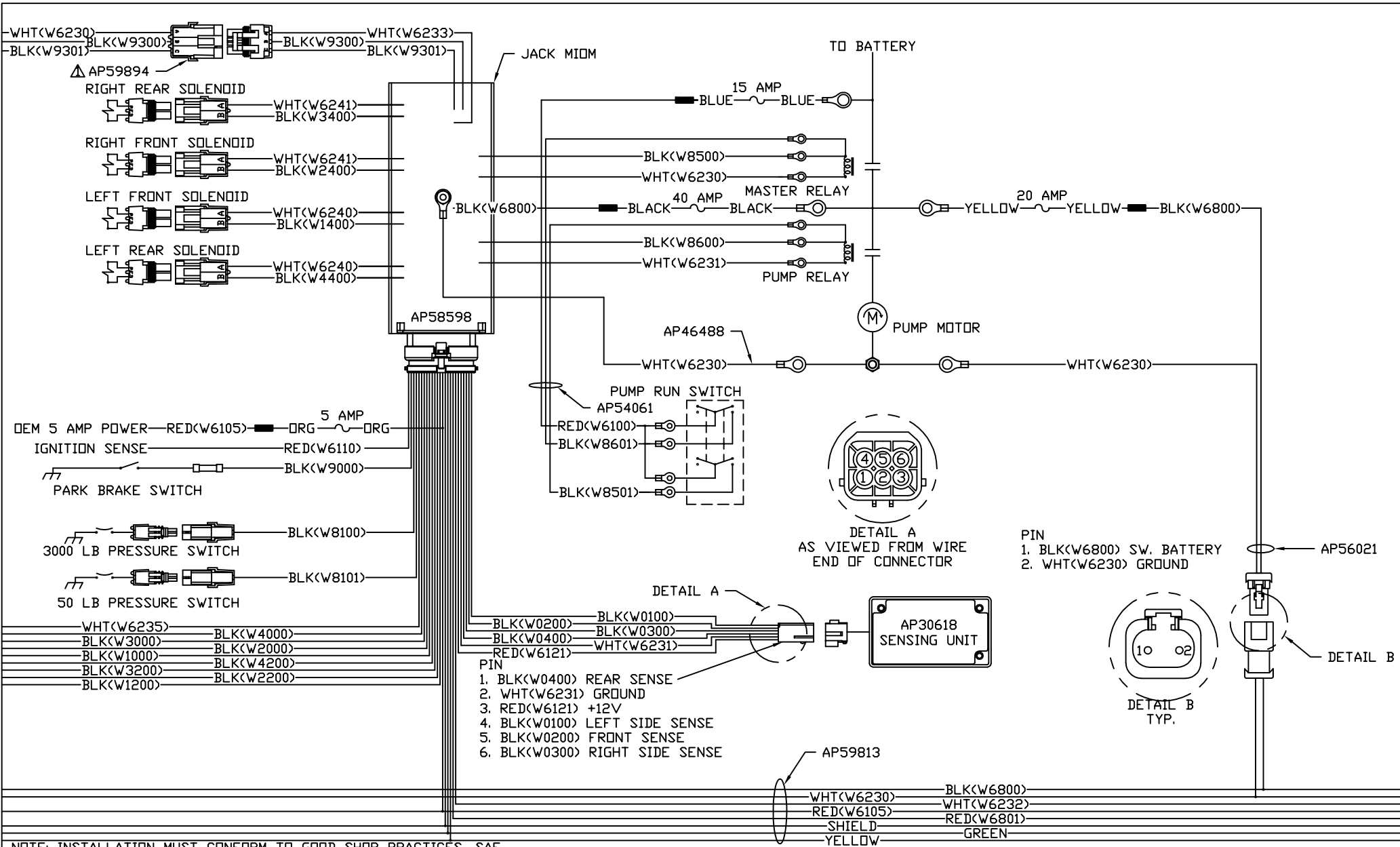
RED(W6105)

SHIELD GREEN

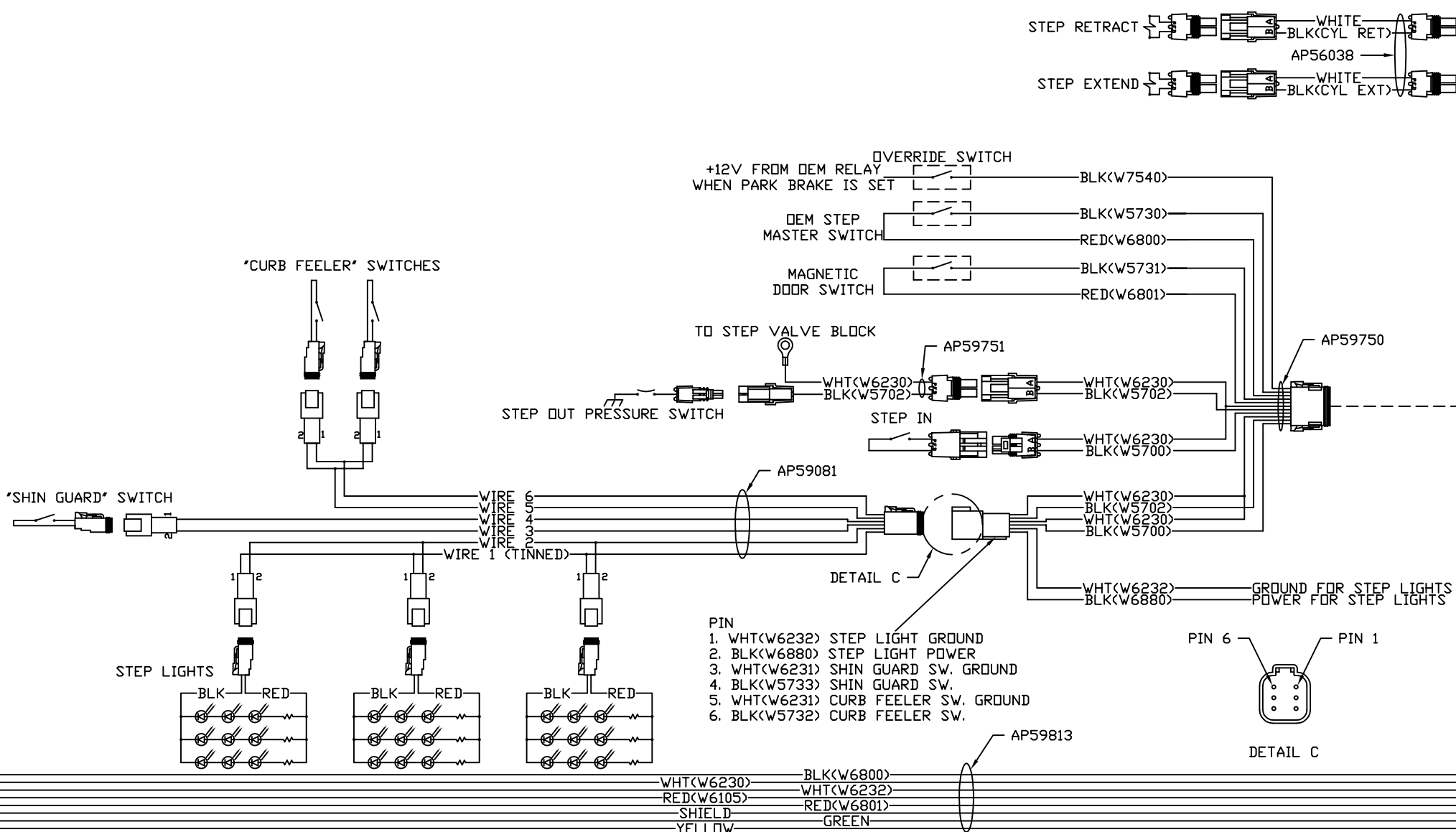
YELLOW

NOTE: INSTALLATION MUST CONFORM TO GOOD SHOP PRACTICES, SAE STANDARDS, RVIA STANDARDS, AND OTHER APPLICABLE STANDARDS.

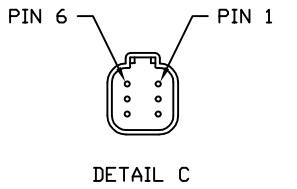
MP91438 D
20JUN19



NOTE: INSTALLATION MUST CONFORM TO GOOD SHOP PRACTICES, SAE STANDARDS, RVIA STANDARDS, AND OTHER APPLICABLE STANDARDS.



- PIN
- 1. WHT(W6232) STEP LIGHT GROUND
 - 2. BLK(W6880) STEP LIGHT POWER
 - 3. WHT(W6231) SHIN GUARD SW. GROUND
 - 4. BLK(W5733) SHIN GUARD SW.
 - 5. WHT(W6231) CURB FEELER SW. GROUND
 - 6. BLK(W5732) CURB FEELER SW.



WHT(W6230) BLK(W6800)
 RED(W6105) WHT(W6232)
 SHIELD RED(W6801)
 YELLOW GREEN

NOTE: INSTALLATION MUST CONFORM TO GOOD SHOP PRACTICES, SAE STANDARDS, RVIA STANDARDS, AND OTHER APPLICABLE STANDARDS.

